

**WILLIAM BARCROFT JUNIOR  
SCHOOL**

**SURVEY OF  
PARENT VIEWS**

**JUNE 2008**

## CONTENTS

### INTRODUCTION

#### YEAR 3

TABLE OF PERCENTAGE RESPONSE RATES  
STACKED COLUMN GRAPH  
CLUSTERED COLUMN GRAPH  
AVERAGE NUMERICAL RESPONSE BAR CHART

#### YEAR 4

TABLE OF PERCENTAGE RESPONSE RATES  
STACKED COLUMN GRAPH  
CLUSTERED COLUMN GRAPH  
AVERAGE NUMERICAL RESPONSE BAR CHART

#### YEAR 5

TABLE OF PERCENTAGE RESPONSE RATES  
STACKED COLUMN GRAPH  
CLUSTERED COLUMN GRAPH  
AVERAGE NUMERICAL RESPONSE BAR CHART

#### YEAR 6

TABLE OF PERCENTAGE RESPONSE RATES  
STACKED COLUMN GRAPH  
CLUSTERED COLUMN GRAPH  
AVERAGE NUMERICAL RESPONSE BAR CHART

#### KEY STAGE 2

TABLE OF PERCENTAGE RESPONSE RATES  
STACKED COLUMN GRAPH  
CLUSTERED COLUMN GRAPH  
AVERAGE NUMERICAL RESPONSE BAR CHART 2008  
AVERAGE NUMERICAL RESPONSE BAR CHART 2007 and 2008  
PARENT COMMENTS

## INTRODUCTION

The views of parents form a critical information flow that is properly a part of performance monitoring. Responding to this information is part of performance management.

The survey questions, designed by ECARDA Ltd are designed to probe some of the key aspects of school management and parental perception, including communication. The responses taken together provide a general health check whilst, taken separately, provide a platform for further improvement planning.

The report is designed to inform a school's self-evaluation and may prove useful in monitoring or preparing to meet some of the standards for Investors in People (IIP).

William Barcroft Junior School commissioned this report by ECARDA Ltd. Its contents are confidential and for use only by the school. All the original materials will be kept securely for one year and then destroyed.

The report, with its tables and graphs should be self-explanatory. One of the graphs may need some description on its construction and interpretation and this is set out below.

### THE AVERAGE NUMERICAL RESPONSE BAR CHART

Responses are assigned numerical values as follows:

Strongly agree	=	+10
Agree	=	+ 5
No response	=	0
Disagree	=	- 5
Strongly disagree	=	- 10

Values for each statement are totalled and divided by the number of response forms to calculate an average response value. This is plotted as a bar chart with a range from -10 (100% strongly disagree) to +10 (100% strongly agree).

We recommend that scores below 2.5 should warrant attention whilst scores below 1.0 should warrant urgent action.

Sarah Mann  
July 5<sup>th</sup> 2008

## **TECHNICAL NOTES**

It is to be noted that the school chose to survey all parents.  
There were 50 returned questionnaires. Where no year group was given, responses have been added into the whole school responses.

A “no response” was included in the analysis as part of the “don’t know” responses.

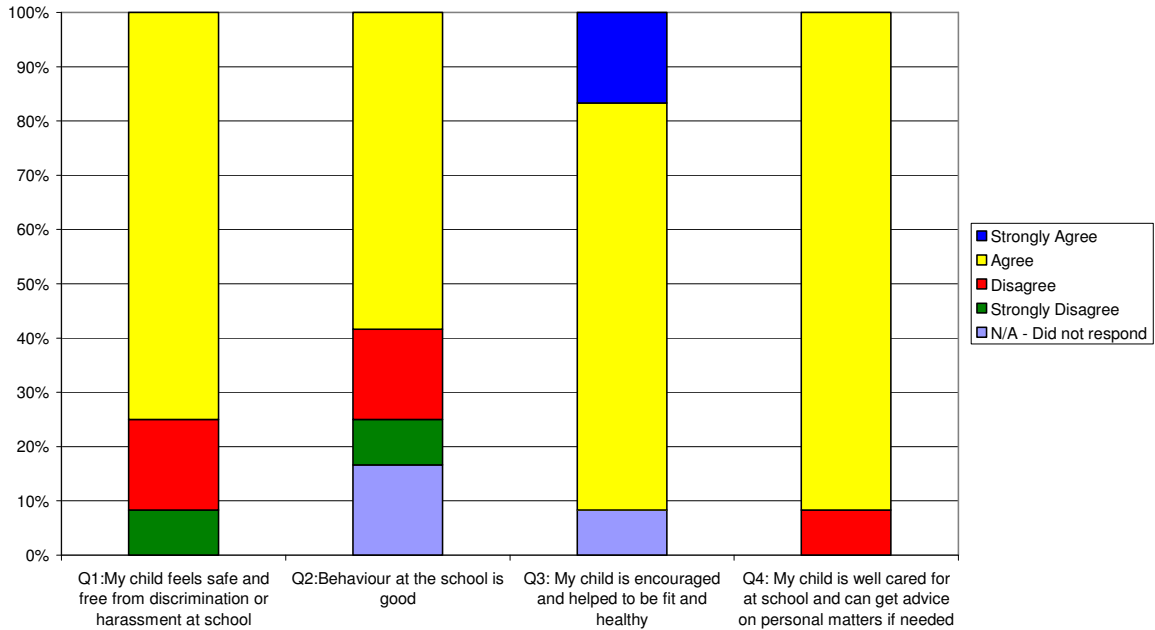
As this exercise was a census and not a sample there are no confidence limits associated with the presented statistics.

Copies of the questionnaire sheets used are included as the next pages.

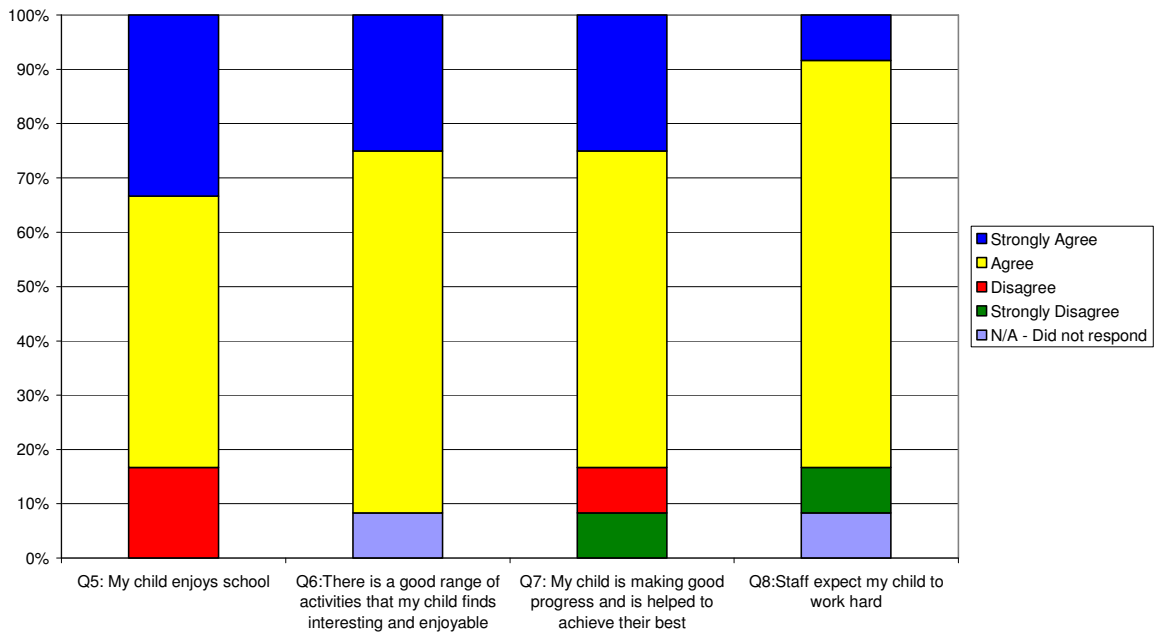
## William Barcroft Junior School - Parent Survey - Year 3 - June 2008

	strongly agree	agree	don't know or no response	disagree	strongly disagree
Q1: My child feels safe and free from discrimination or harassment at school	0.0%	75.0%	0.0%	16.7%	8.3%
Q2: Behaviour at the school is good	0.0%	58.3%	16.7%	16.7%	8.3%
Q3: My child is encouraged and helped to be fit and healthy	16.7%	75.0%	8.3%	0.0%	0.0%
Q4: My child is well cared for at school and can get advice on personal matters if needed	0.0%	91.7%	0.0%	8.3%	0.0%
Q5: My child enjoys school	33.3%	50.0%	0.0%	16.7%	0.0%
Q6: There is a good range of activities that my child finds interesting and enjoyable	25.0%	66.7%	8.3%	0.0%	0.0%
Q7: My child is making good progress and is helped to achieve their best	25.0%	58.3%	0.0%	8.3%	8.3%
Q8: Staff expect my child to work hard	8.3%	75.0%	8.3%	0.0%	8.3%
Q9: My child is being prepared to become a responsible member of the community	8.3%	66.7%	8.3%	8.3%	8.3%
Q10: My child is being helped to understand the world of work	25.0%	50.0%	16.7%	0.0%	8.3%
Q11: Staff encourage my child to become mature and independent	25.0%	66.7%	8.3%	0.0%	0.0%
Q12: Staff treat my child fairly	16.7%	75.0%	0.0%	8.3%	0.0%
Q13: The school takes account of the views of children	8.3%	50.0%	25.0%	16.7%	0.0%
Q14: The school seeks the views of parents and carers and takes account of their suggestions or concerns	0.0%	41.7%	33.3%	25.0%	0.0%
Q15: I am kept well informed of my child's progress	8.3%	66.7%	0.0%	25.0%	0.0%
Q16: I get a good response from the school when I ask for help and advice on my child's wellbeing	16.7%	50.0%	16.7%	8.3%	8.3%
Q17: The school is well run	16.7%	58.3%	8.3%	16.7%	0.0%

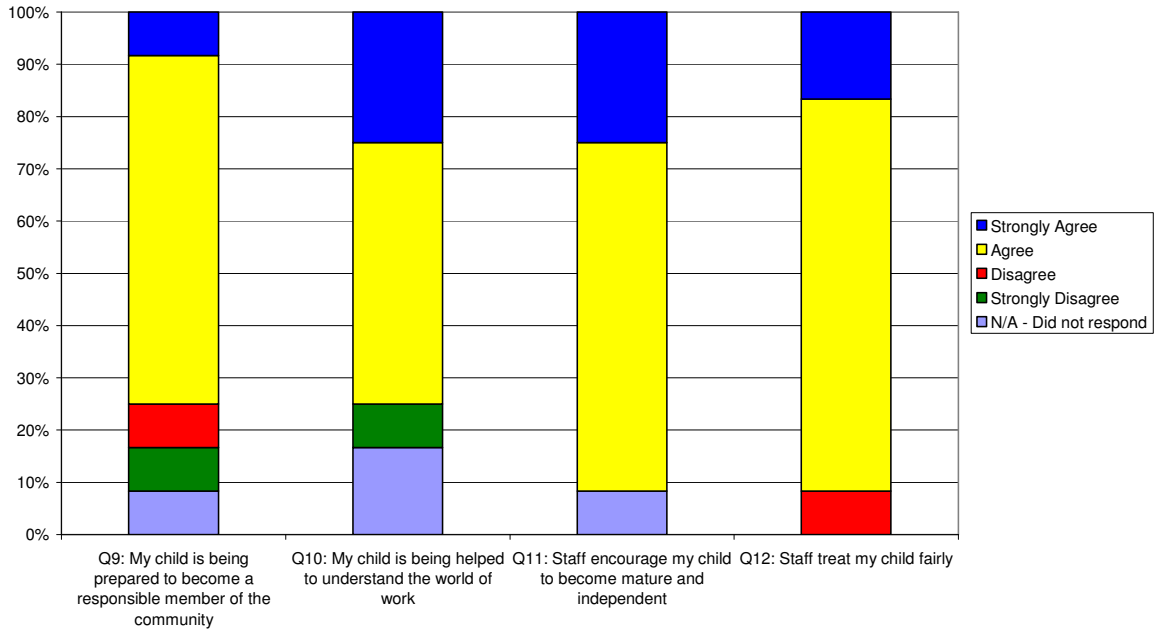
William Barcroft Junior School - Parent Survey - Year 3 - June 2008



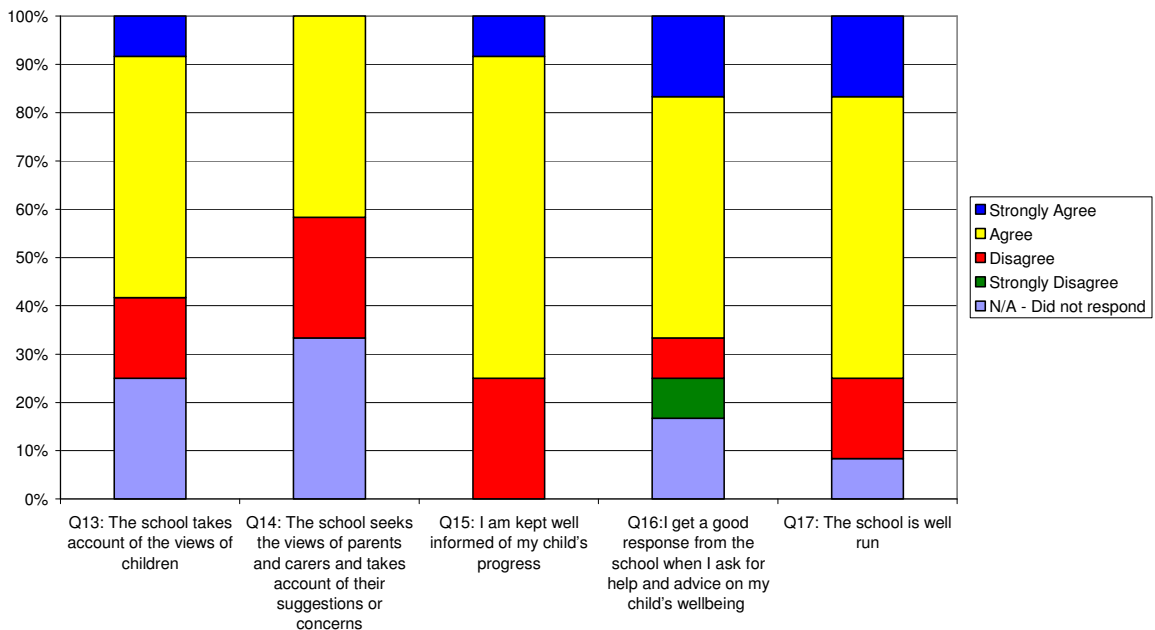
William Barcroft Junior School - Parent Survey - Year 3 - June 2008



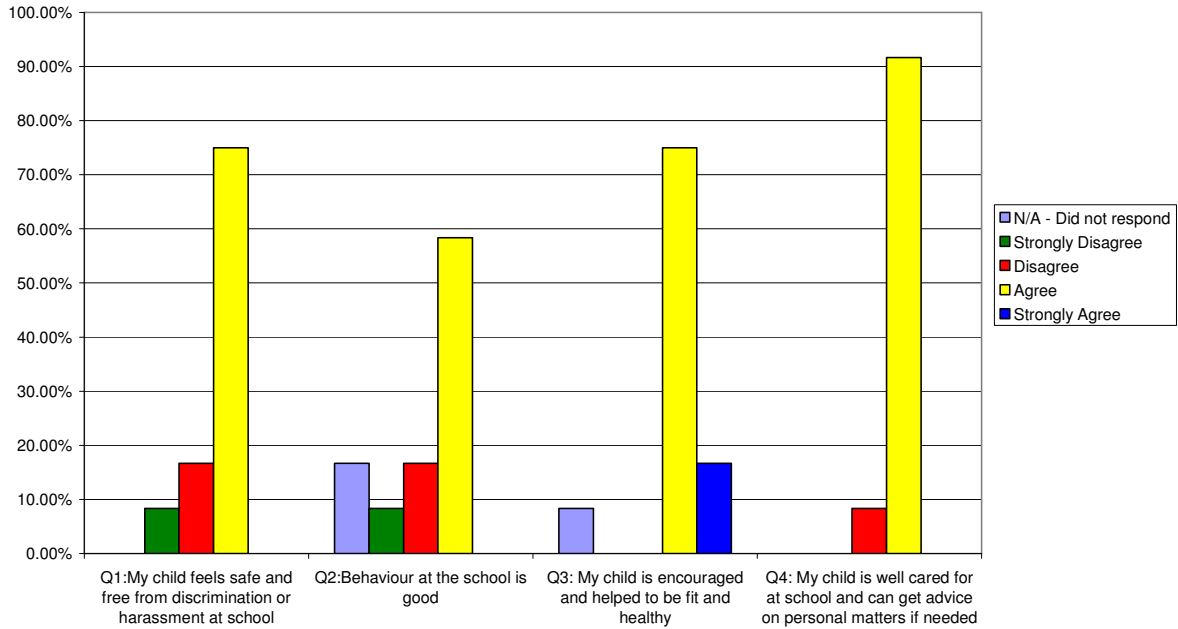
**William Barcroft Junior School - Parent Survey - Year 3 - June 2008**



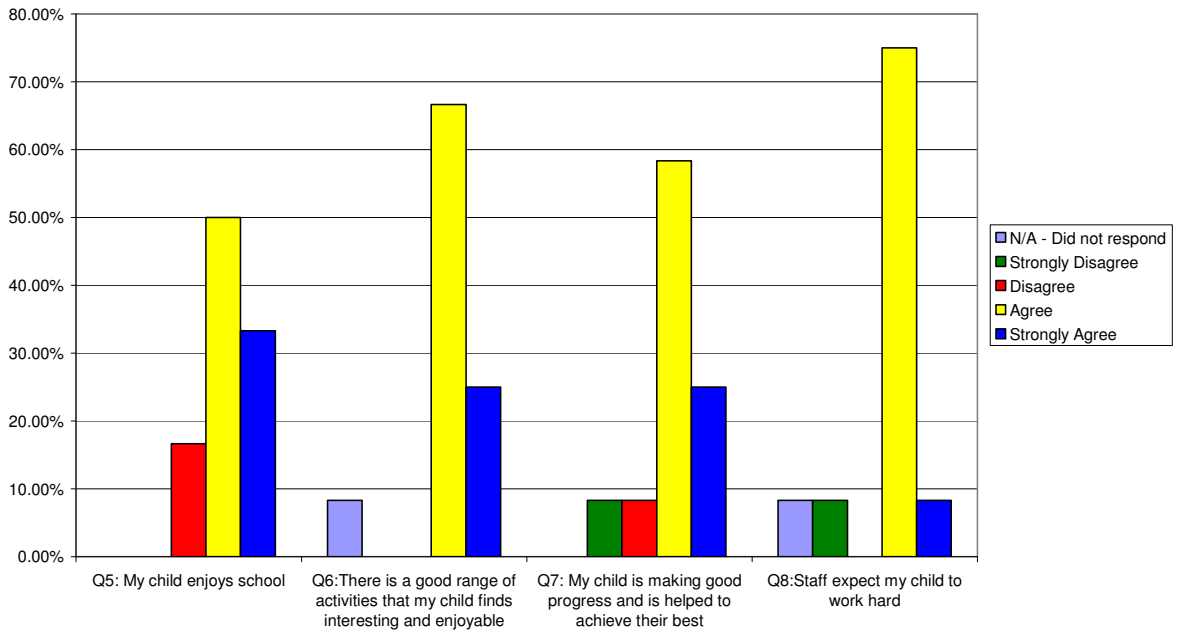
**William Barcroft Junior School - Parent Survey - Year 3 - June 2008**



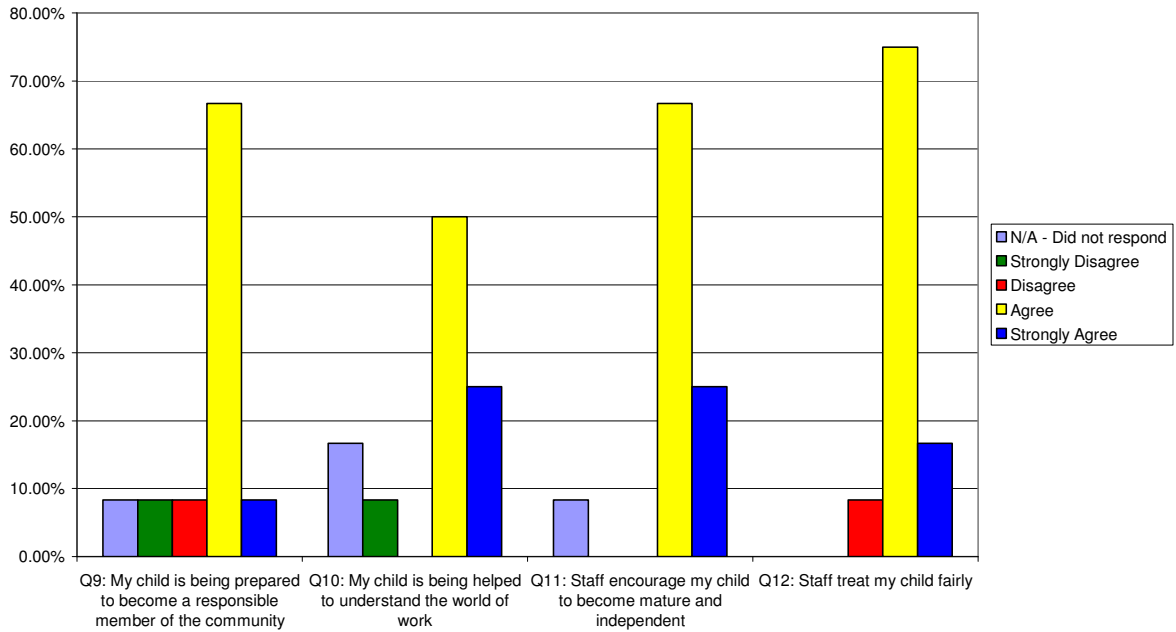
### William Barcroft Junior School - Parent Survey - Year 3 - June 2008



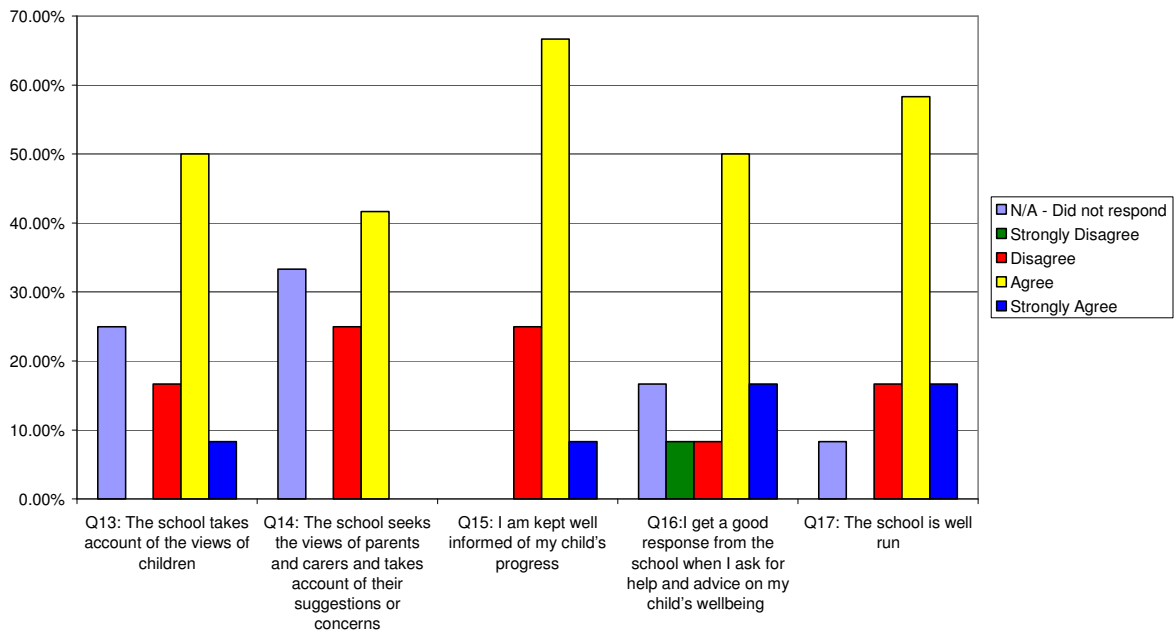
### William Barcroft Junior School - Parent Survey - Year 3 - June 2008



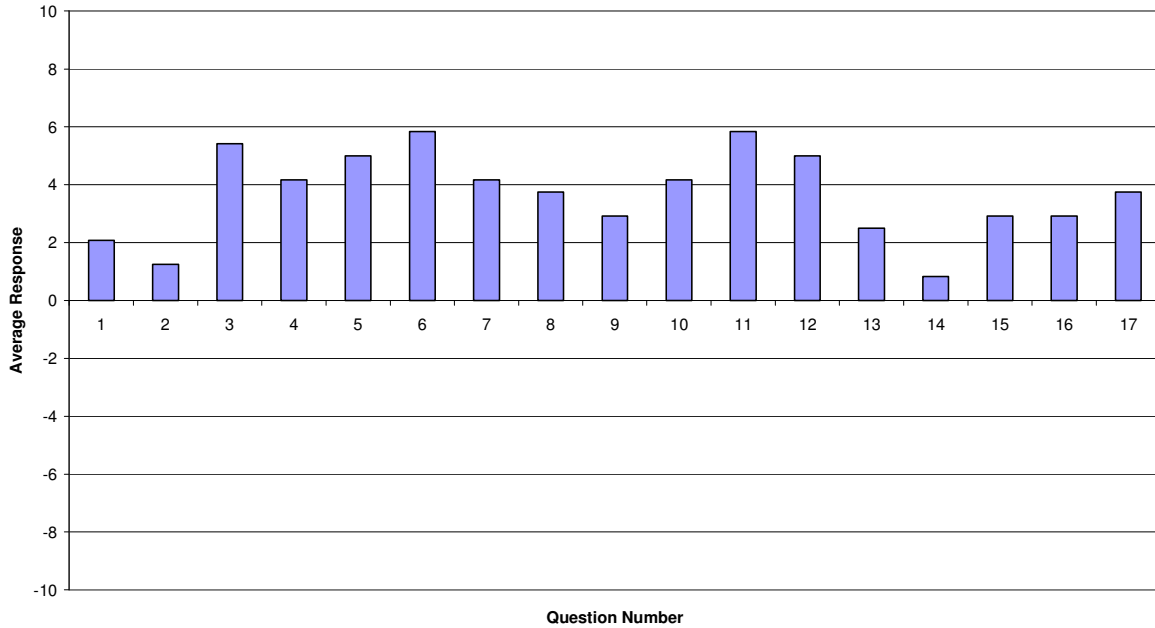
### William Barcroft Junior School - Parent Survey - Year 3 - June 2008



### William Barcroft Junior School - Parent Survey - Year 3 - June 2008



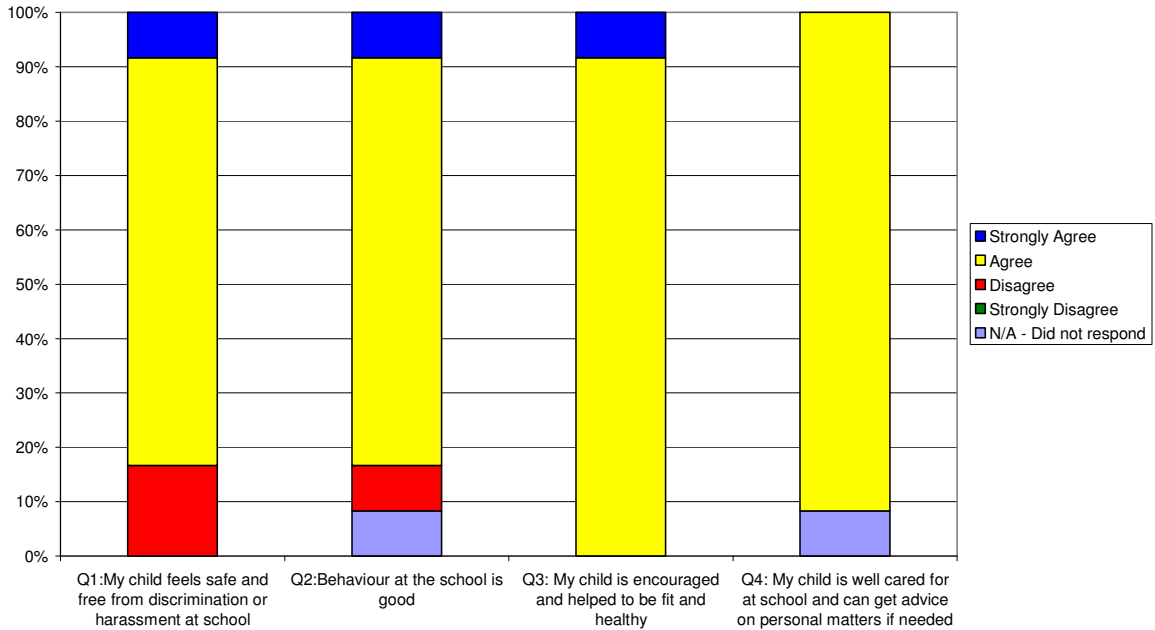
William Barcroft Junior School - Parent Survey - Year 3 - June 2008



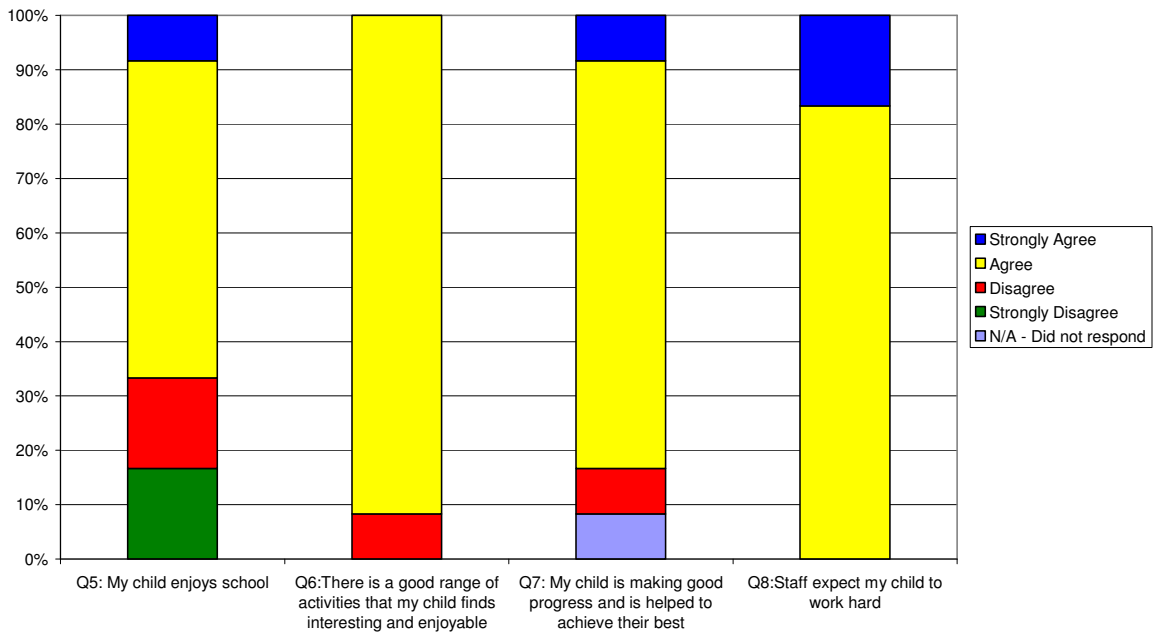
## William Barcroft Junior School - Parent Survey - Year 4 - June 2008

	strongly agree	agree	don't know or no response	disagree	strongly disagree
Q1: My child feels safe and free from discrimination or harassment at school	8.3%	75.0%	0.0%	16.7%	0.0%
Q2: Behaviour at the school is good	8.3%	75.0%	8.3%	8.3%	0.0%
Q3: My child is encouraged and helped to be fit and healthy	8.3%	91.7%	0.0%	0.0%	0.0%
Q4: My child is well cared for at school and can get advice on personal matters if needed	0.0%	91.7%	8.3%	0.0%	0.0%
Q5: My child enjoys school	8.3%	58.3%	0.0%	16.7%	16.7%
Q6: There is a good range of activities that my child finds interesting and enjoyable	0.0%	91.7%	0.0%	8.3%	0.0%
Q7: My child is making good progress and is helped to achieve their best	8.3%	75.0%	8.3%	8.3%	0.0%
Q8: Staff expect my child to work hard	16.7%	83.3%	0.0%	0.0%	0.0%
Q9: My child is being prepared to become a responsible member of the community	8.3%	83.3%	8.3%	0.0%	0.0%
Q10: My child is being helped to understand the world of work	0.0%	83.3%	0.0%	16.7%	0.0%
Q11: Staff encourage my child to become mature and independent	0.0%	91.7%	0.0%	8.3%	0.0%
Q12: Staff treat my child fairly	8.3%	75.0%	8.3%	8.3%	0.0%
Q13: The school takes account of the views of children	8.3%	66.7%	8.3%	16.7%	0.0%
Q14: The school seeks the views of parents and carers and takes account of their suggestions or concerns	8.3%	58.3%	8.3%	25.0%	0.0%
Q15: I am kept well informed of my child's progress	8.3%	66.7%	0.0%	25.0%	0.0%
Q16: I get a good response from the school when I ask for help and advice on my child's wellbeing	0.0%	83.3%	8.3%	8.3%	0.0%
Q17: The school is well run	8.3%	75.0%	0.0%	8.3%	8.3%

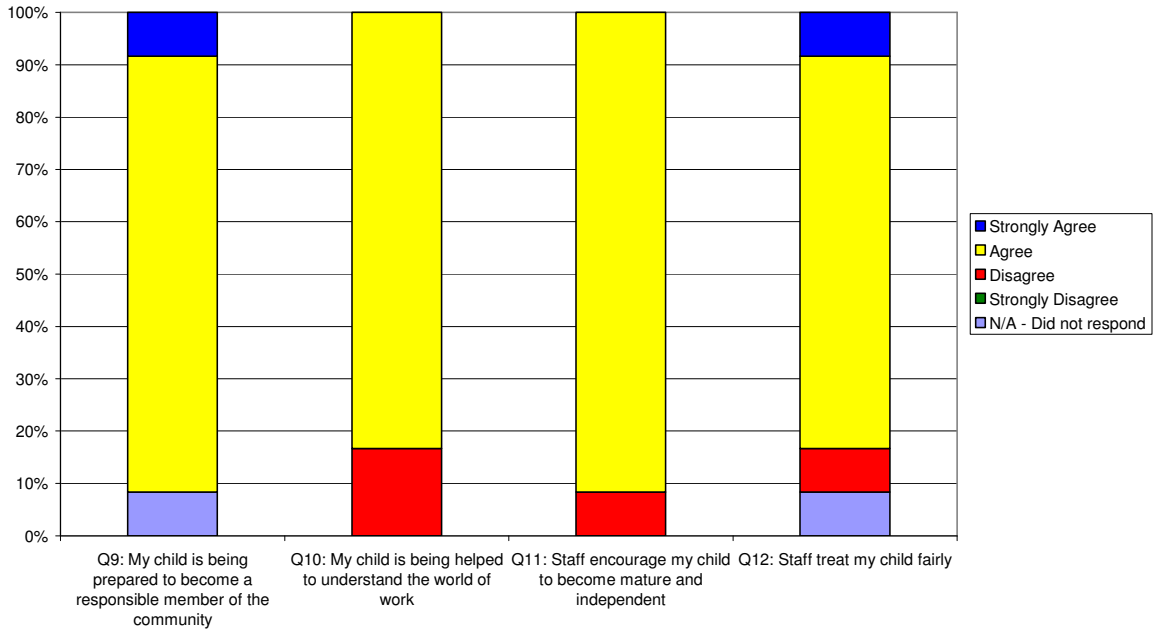
William Barcroft Junior School - Parent Survey - Year 4 - June 2008



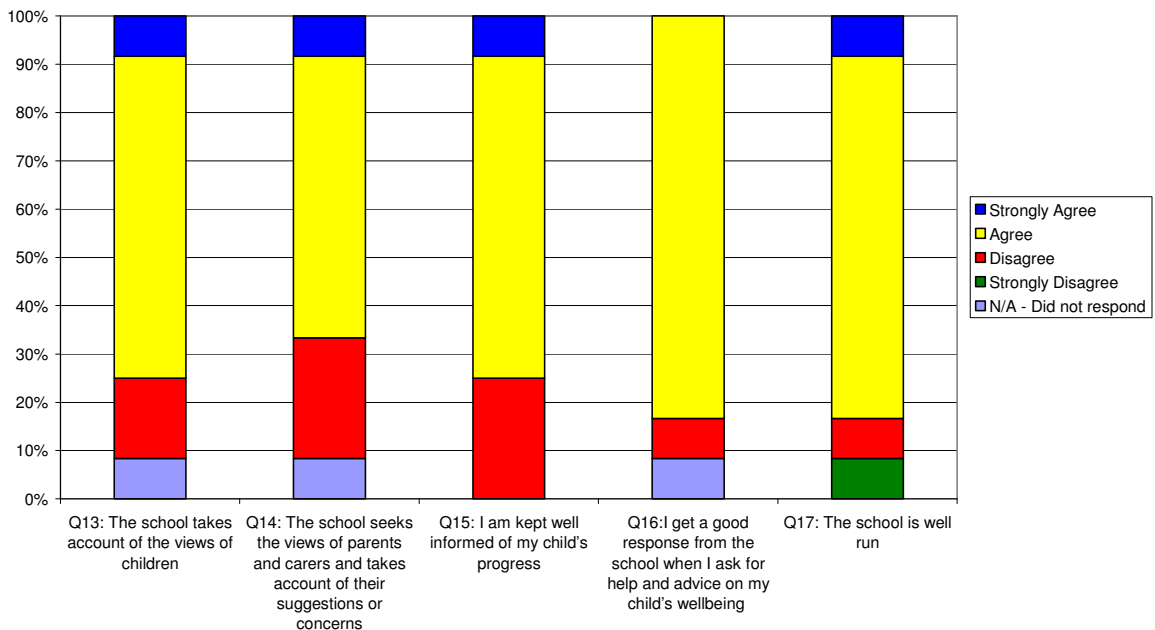
William Barcroft Junior School - Parent Survey - Year 4 - June 2008



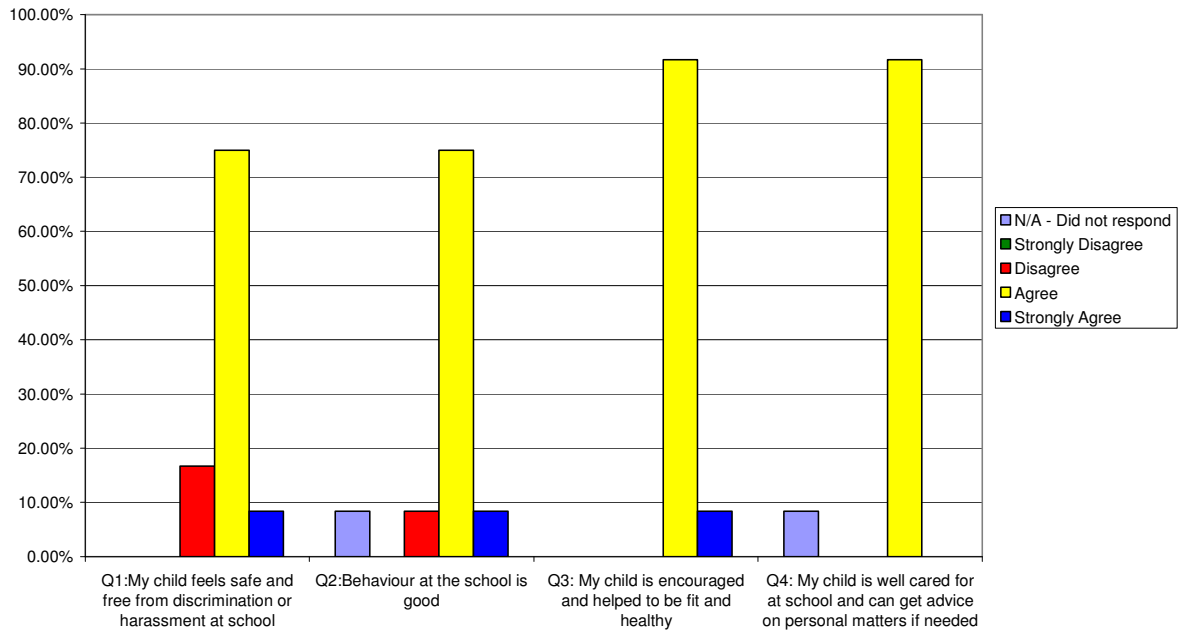
William Barcroft Junior School - Parent Survey - Year 4 - June 2008



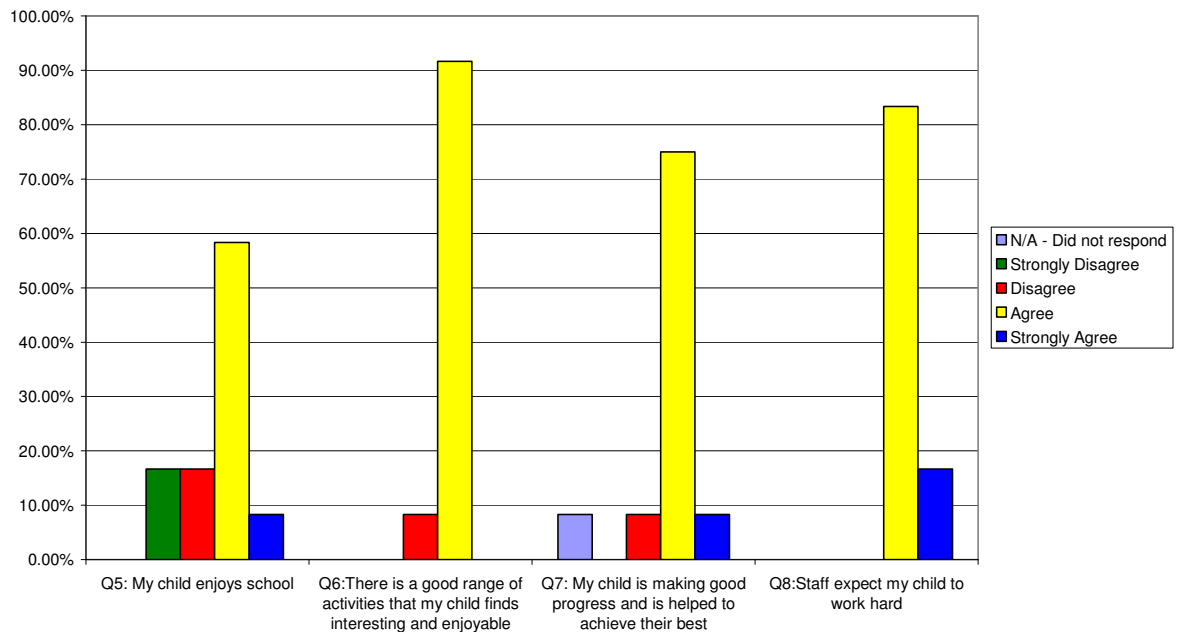
William Barcroft Junior School - Parent Survey - Year 4 - June 2008



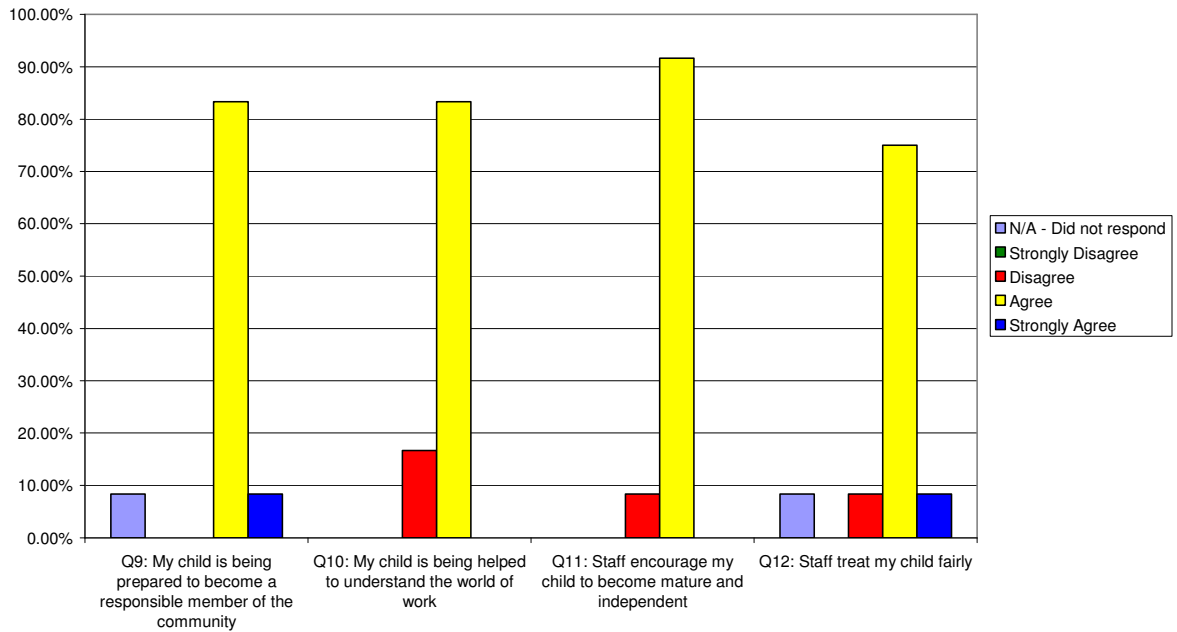
William Barcroft Junior School - Parent Survey - Year 4 - June 2008



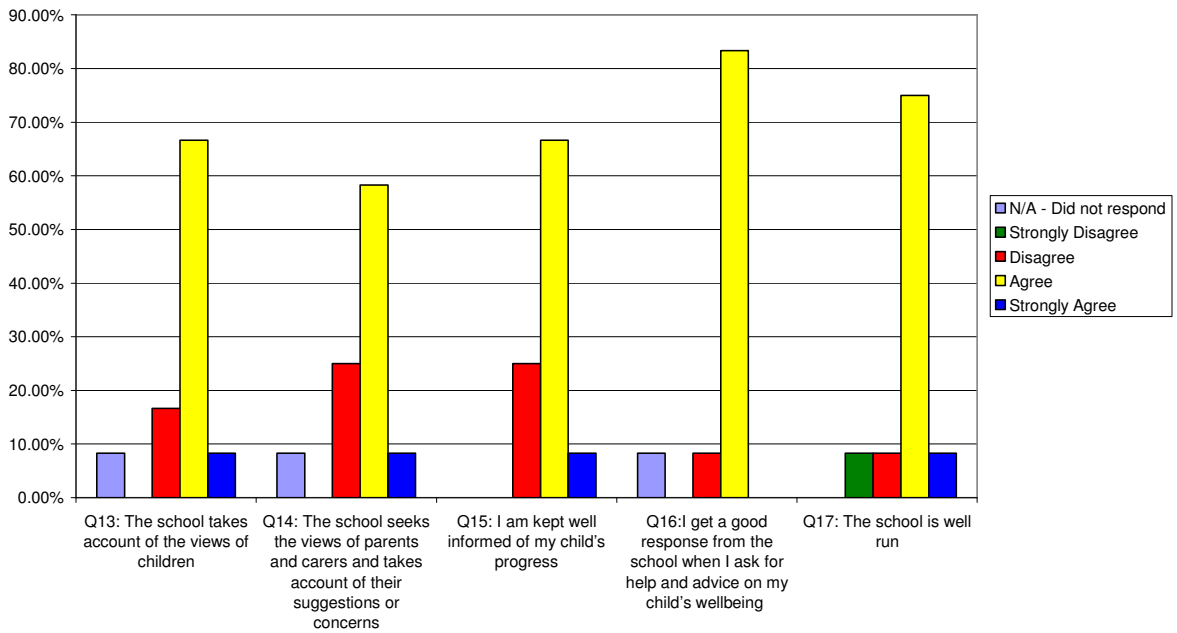
William Barcroft Junior School - Parent Survey - Year 4 - June 2008



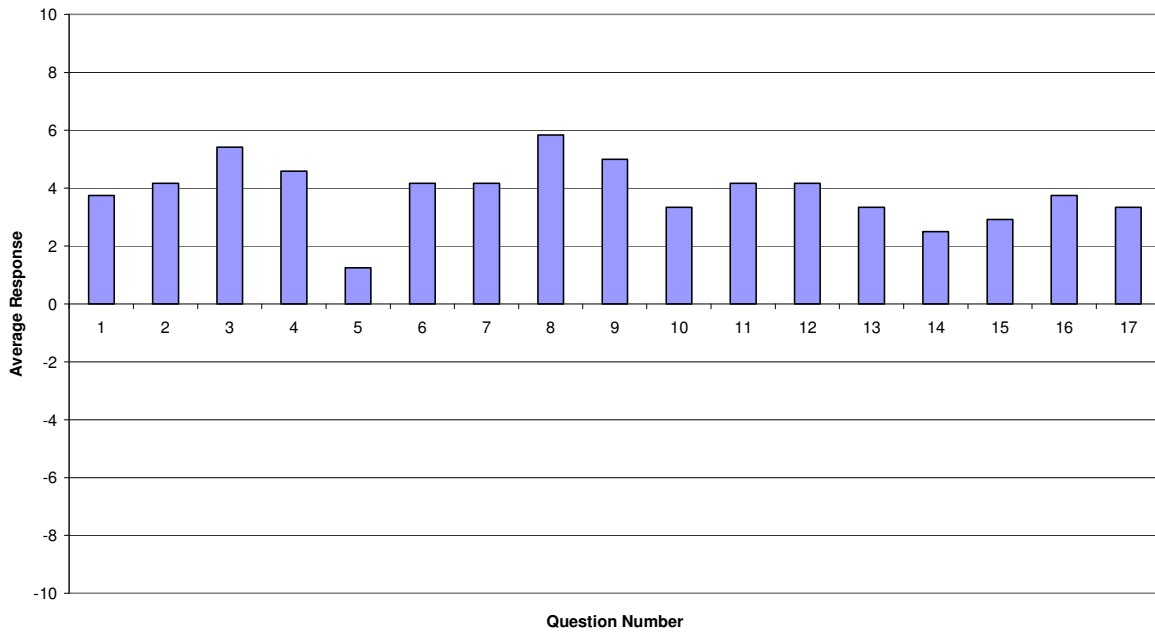
## William Barcroft Junior School - Parent Survey - Year 4 - June 2008



## William Barcroft Junior School - Parent Survey - Year 4 - June 2008



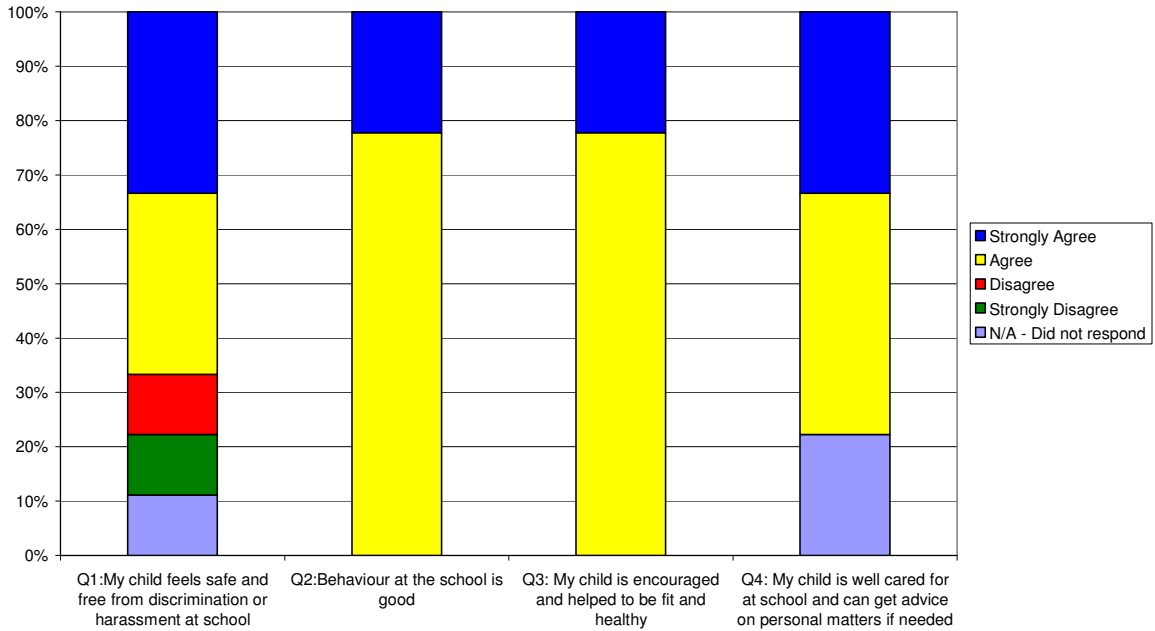
William Barcroft Junior School - Parent Survey - Year 4 - June 2008



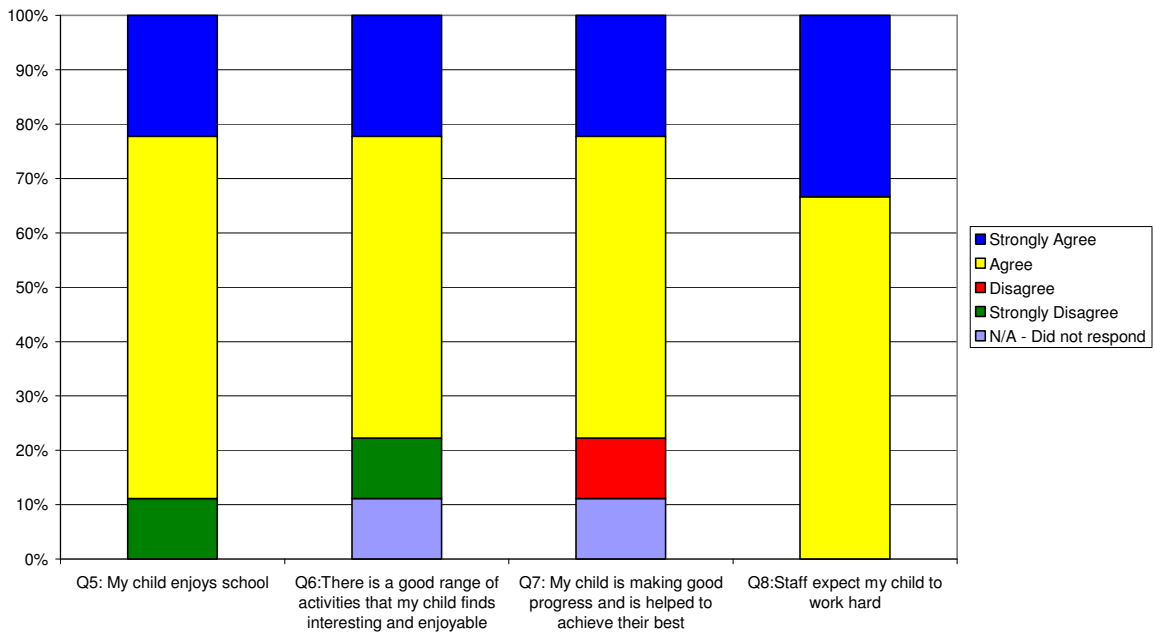
## William Barcroft Junior School – Parent Survey – Year 5 – June 2008

	strongly agree	agree	don't know or no response	disagree	strongly disagree
Q1: My child feels safe and free from discrimination or harassment at school	33.3%	33.3%	11.1%	11.1%	11.1%
Q2: Behaviour at the school is good	22.2%	77.8%	0.0%	0.0%	0.0%
Q3: My child is encouraged and helped to be fit and healthy	22.2%	77.8%	0.0%	0.0%	0.0%
Q4: My child is well cared for at school and can get advice on personal matters if needed	33.3%	44.4%	22.2%	0.0%	0.0%
Q5: My child enjoys school	22.2%	66.7%	0.0%	0.0%	11.1%
Q6: There is a good range of activities that my child finds interesting and enjoyable	22.2%	55.6%	11.1%	0.0%	11.1%
Q7: My child is making good progress and is helped to achieve their best	22.2%	55.6%	11.1%	11.1%	0.0%
Q8: Staff expect my child to work hard	33.3%	66.7%	0.0%	0.0%	0.0%
Q9: My child is being prepared to become a responsible member of the community	22.2%	66.7%	11.1%	0.0%	0.0%
Q10: My child is being helped to understand the world of work	22.2%	22.2%	44.4%	11.1%	0.0%
Q11: Staff encourage my child to become mature and independent	33.3%	44.4%	11.1%	11.1%	0.0%
Q12: Staff treat my child fairly	22.2%	33.3%	22.2%	22.2%	0.0%
Q13: The school takes account of the views of children	11.1%	77.8%	0.0%	11.1%	0.0%
Q14: The school seeks the views of parents and carers and takes account of their suggestions or concerns	0.0%	77.8%	0.0%	22.2%	0.0%
Q15: I am kept well informed of my child's progress	11.1%	66.7%	0.0%	22.2%	0.0%
Q16: I get a good response from the school when I ask for help and advice on my child's wellbeing	11.1%	66.7%	0.0%	22.2%	0.0%
Q17: The school is well run	22.2%	55.6%	11.1%	0.0%	11.1%

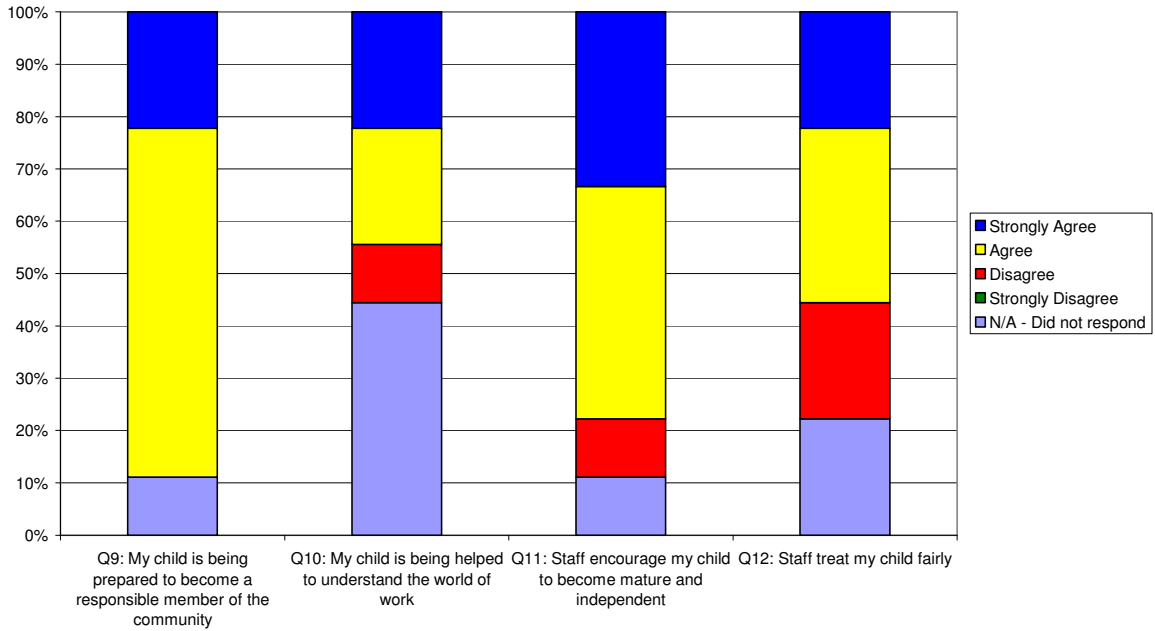
William Barcroft Junior School - Parent Survey - Year 5 - June 2008



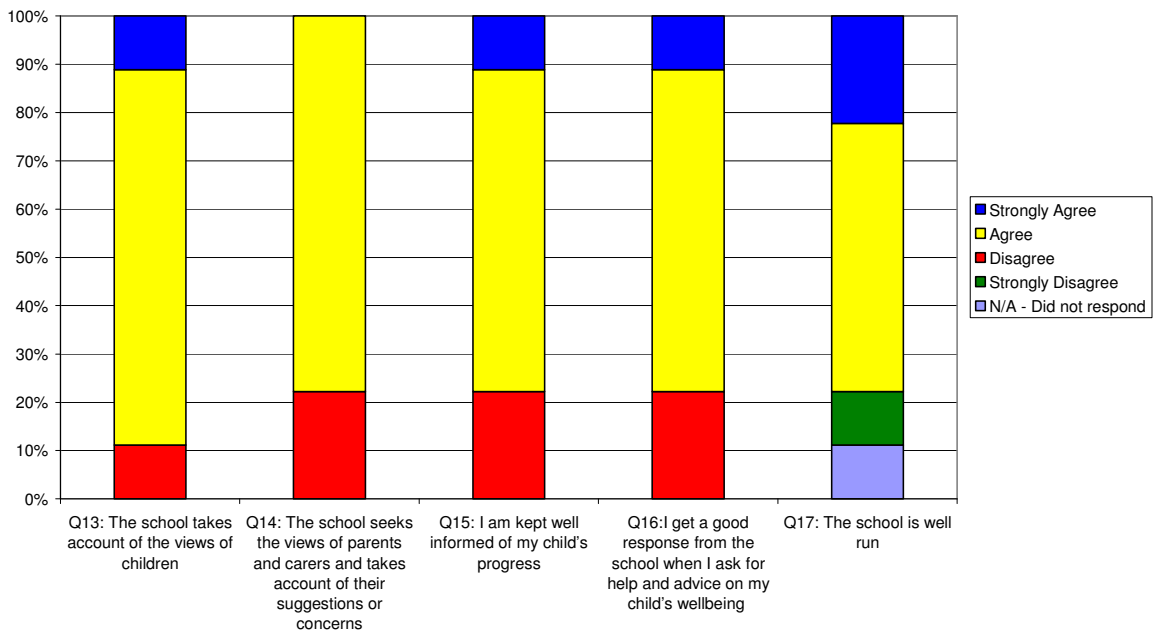
William Barcroft Junior School - Parent Survey - Year 5 - June 2008



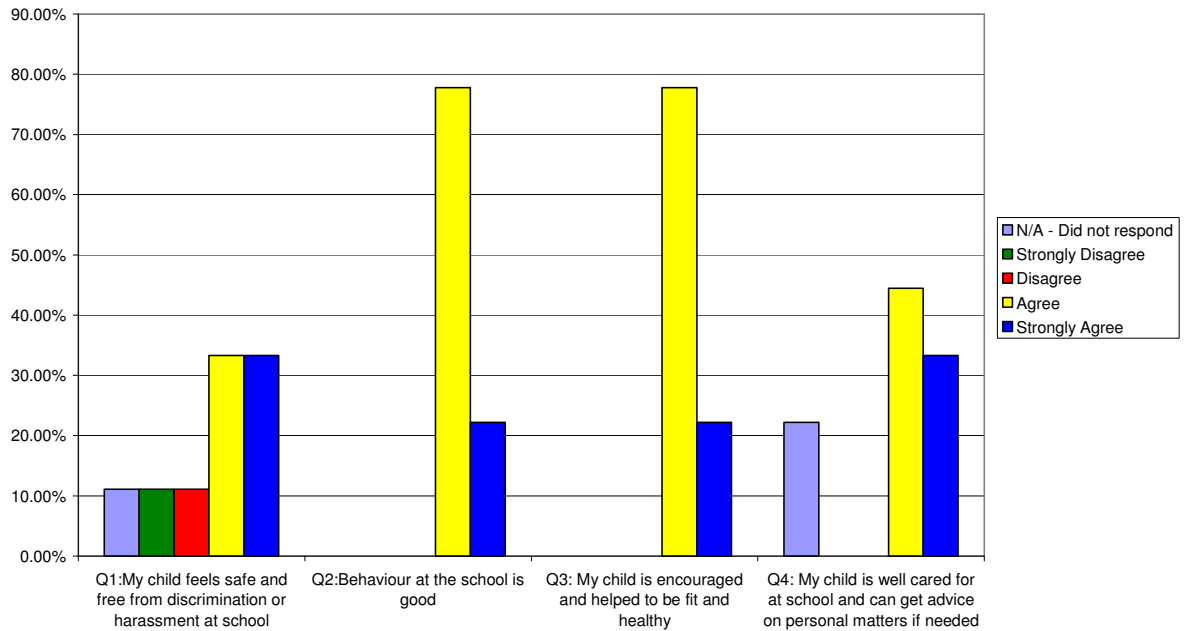
William Barcroft Junior School - Parent Survey - Year 5 - June 2008



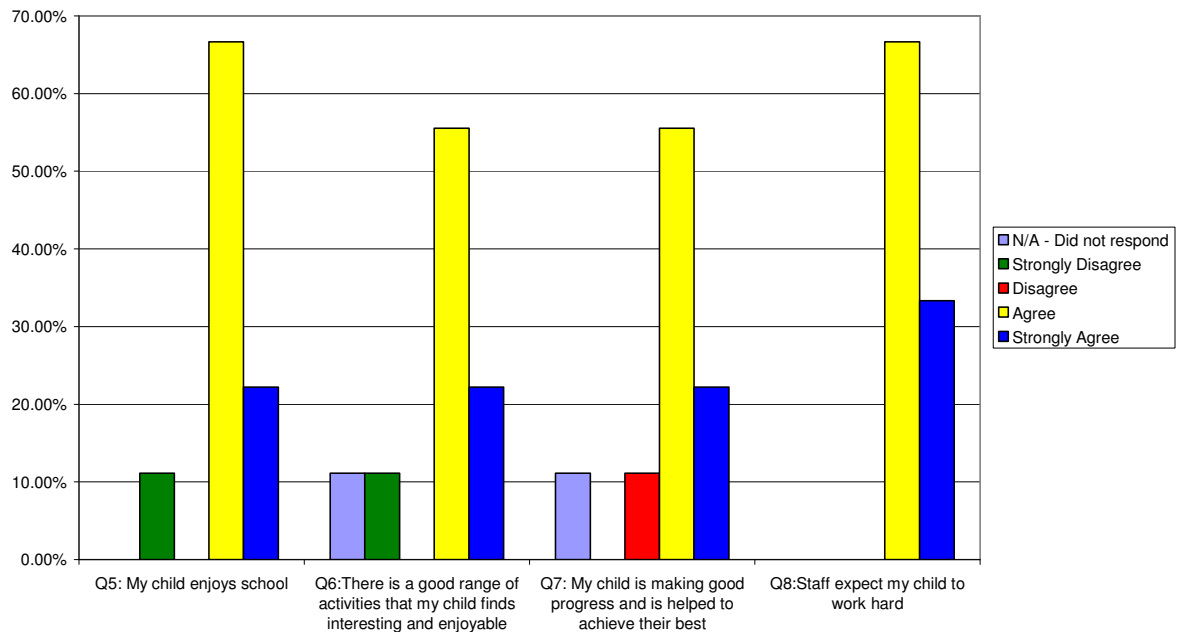
William Barcroft Junior School - Parent Survey - Year 5 - June 2008



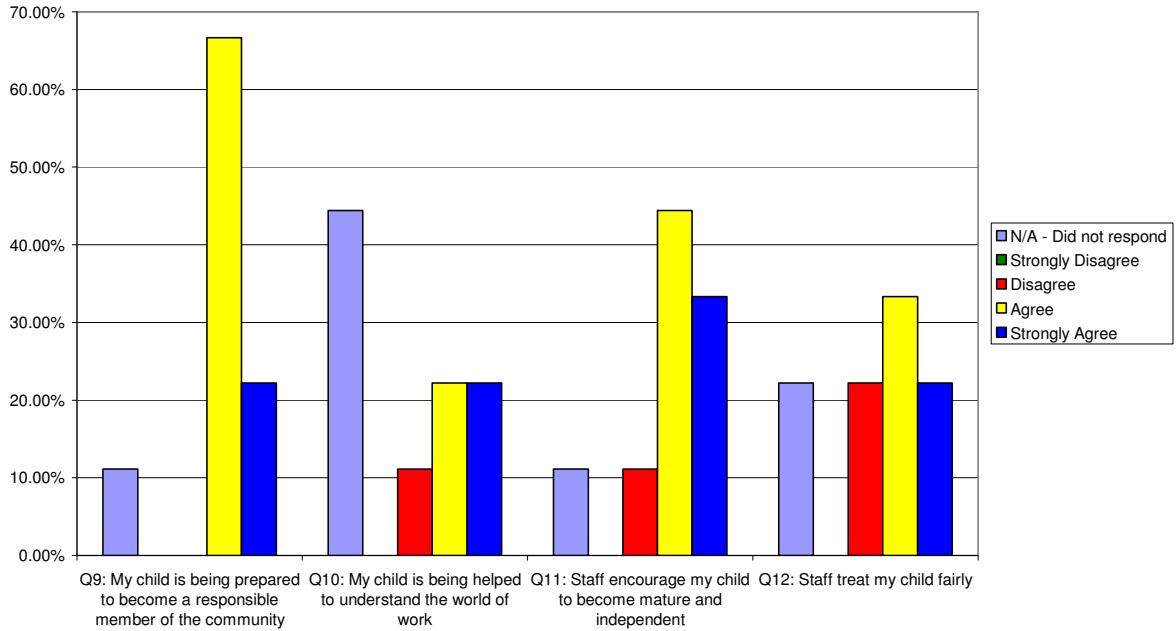
William Barcroft Junior School - Parent Survey - Year 5 - June 2008



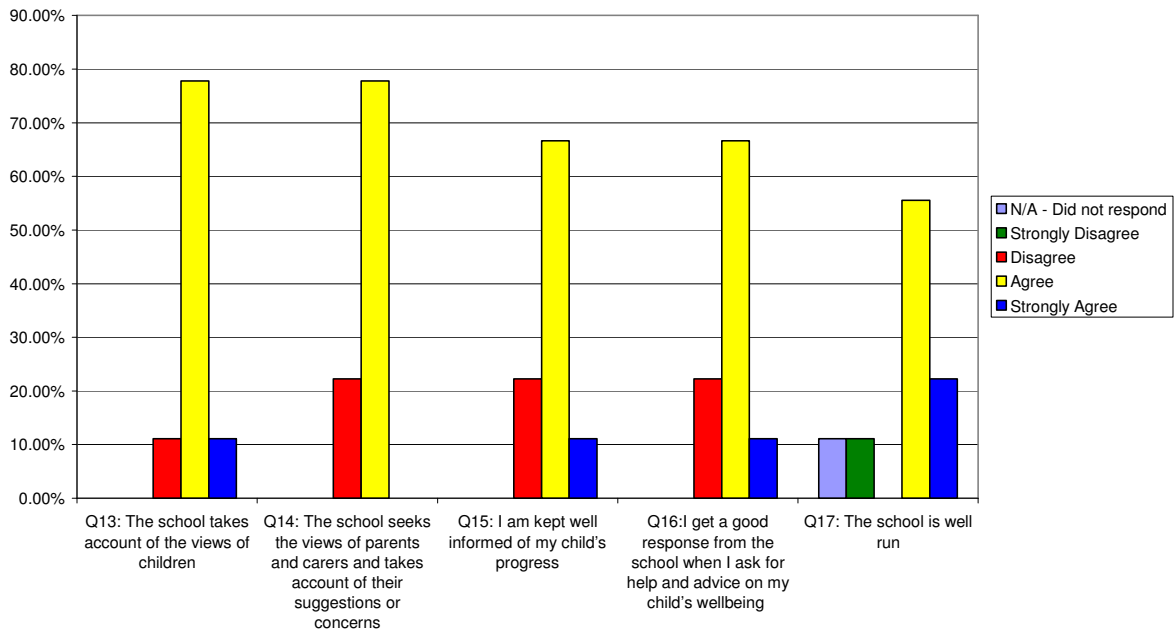
William Barcroft Junior School - Parent Survey - Year 5 - June 2008



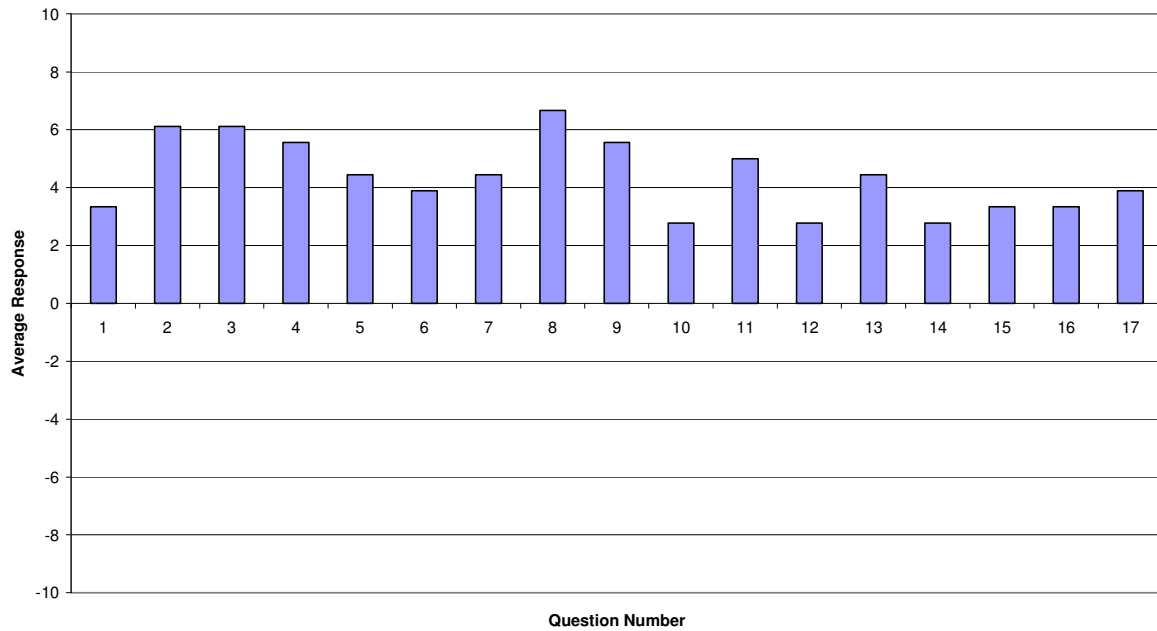
William Barcroft Junior School - Parent Survey - Year 5 - June 2008



William Barcroft Junior School - Parent Survey - Year 5 - June 2008

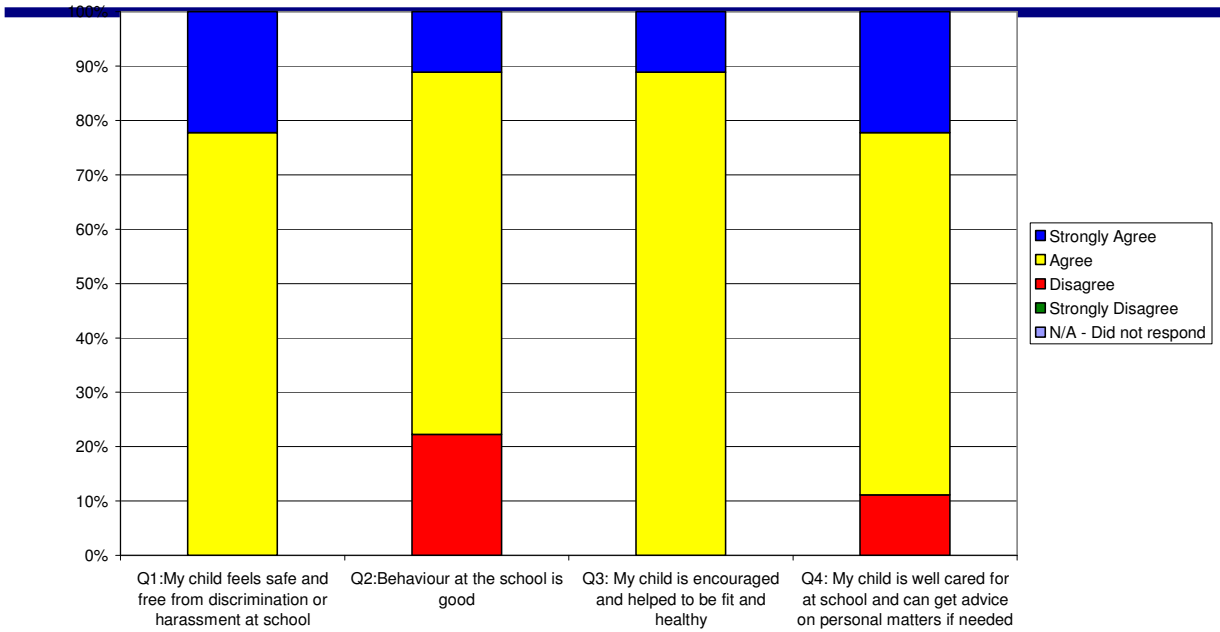


William Barcroft Junior School - Parent Survey - Year 5 - June 2008

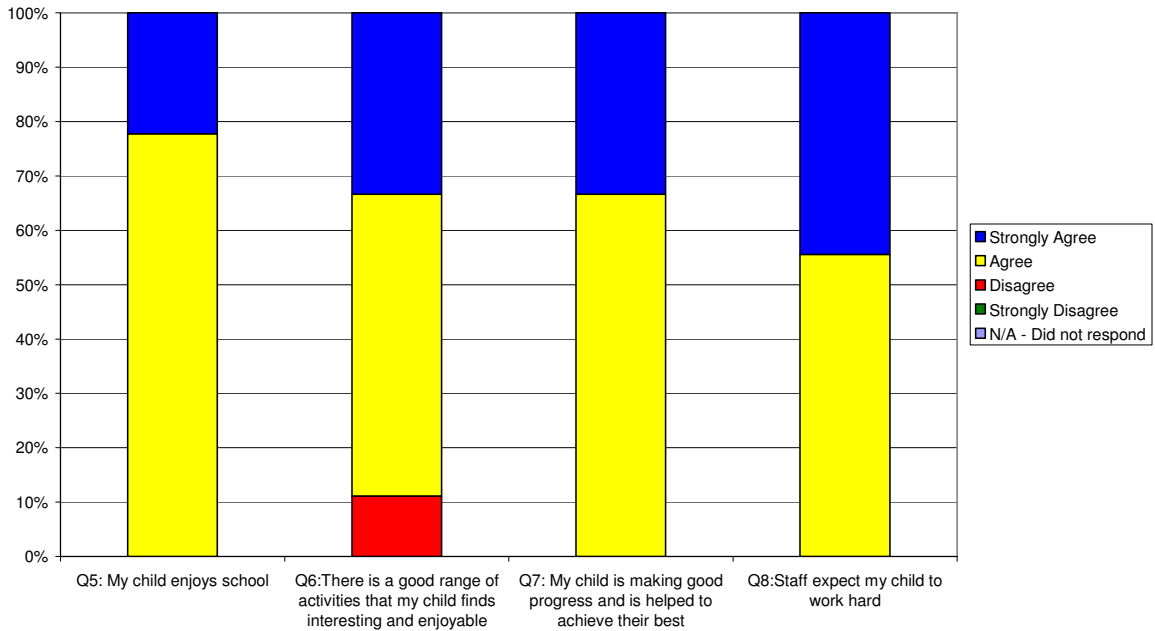


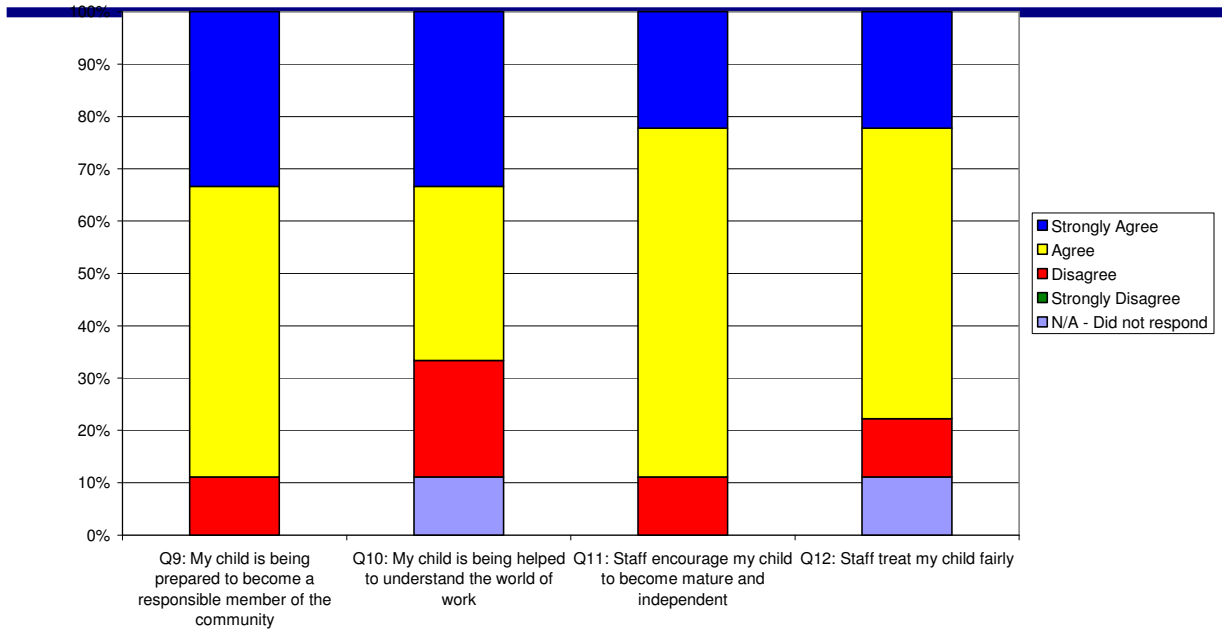
## William Barcroft Junior School – Parent Survey – Year 6 – June 2008

	strongly agree	agree	don't know or no response	disagree	strongly disagree
Q1: My child feels safe and free from discrimination or harassment at school	22.2%	77.8%	0.0%	0.0%	0.0%
Q2: Behaviour at the school is good	11.1%	66.7%	0.0%	22.2%	0.0%
Q3: My child is encouraged and helped to be fit and healthy	11.1%	88.9%	0.0%	0.0%	0.0%
Q4: My child is well cared for at school and can get advice on personal matters if needed	22.2%	66.7%	0.0%	11.1%	0.0%
Q5: My child enjoys school	22.2%	77.8%	0.0%	0.0%	0.0%
Q6: There is a good range of activities that my child finds interesting and enjoyable	33.3%	55.6%	0.0%	11.1%	0.0%
Q7: My child is making good progress and is helped to achieve their best	33.3%	66.7%	0.0%	0.0%	0.0%
Q8: Staff expect my child to work hard	44.4%	55.6%	0.0%	0.0%	0.0%
Q9: My child is being prepared to become a responsible member of the community	33.3%	55.6%	0.0%	11.1%	0.0%
Q10: My child is being helped to understand the world of work	33.3%	33.3%	11.1%	22.2%	0.0%
Q11: Staff encourage my child to become mature and independent	22.2%	66.7%	0.0%	11.1%	0.0%
Q12: Staff treat my child fairly	22.2%	55.6%	11.1%	11.1%	0.0%
Q13: The school takes account of the views of children	22.2%	44.4%	22.2%	11.1%	0.0%
Q14: The school seeks the views of parents and carers and takes account of their suggestions or concerns	11.1%	44.4%	22.2%	22.2%	0.0%
Q15: I am kept well informed of my child's progress	33.3%	55.6%	0.0%	11.1%	0.0%
Q16: I get a good response from the school when I ask for help and advice on my child's wellbeing	33.3%	44.4%	22.2%	0.0%	0.0%
Q17: The school is well run	33.3%	55.6%	0.0%	11.1%	0.0%

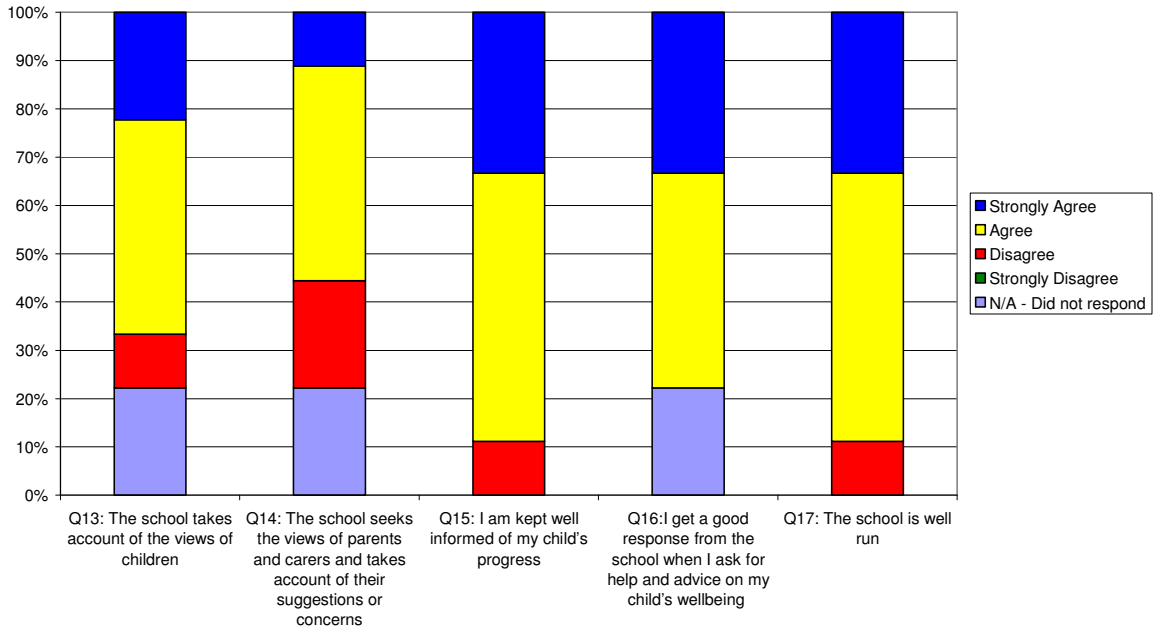


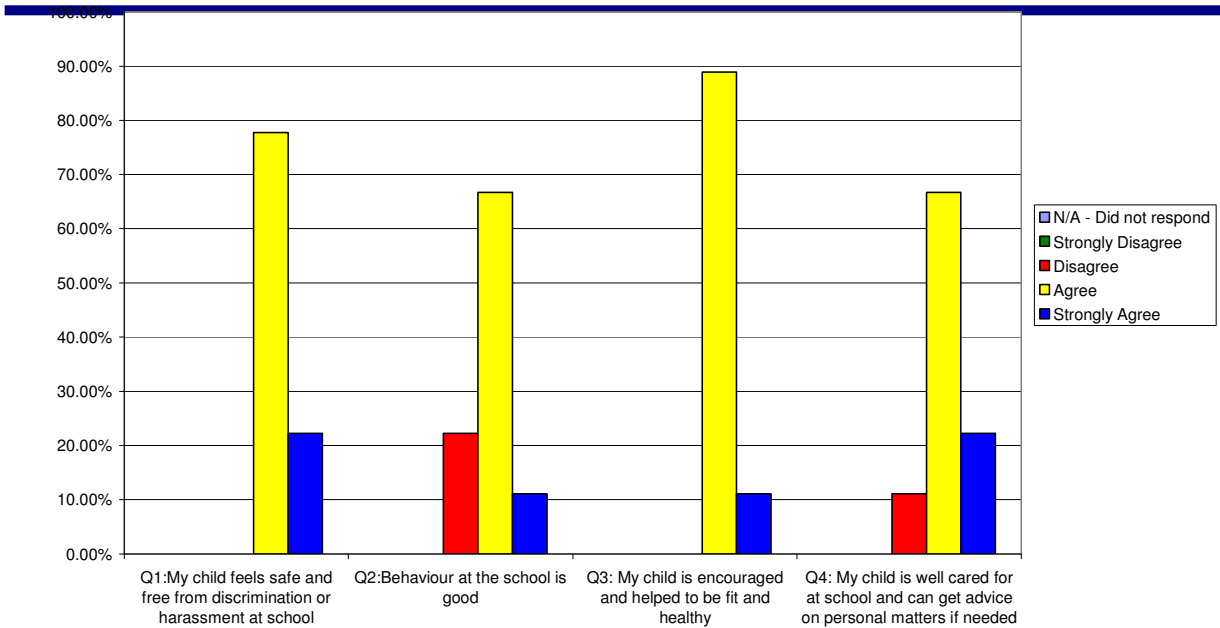
William Barcroft Junior School - Parent Survey - Year 6 - June 2008



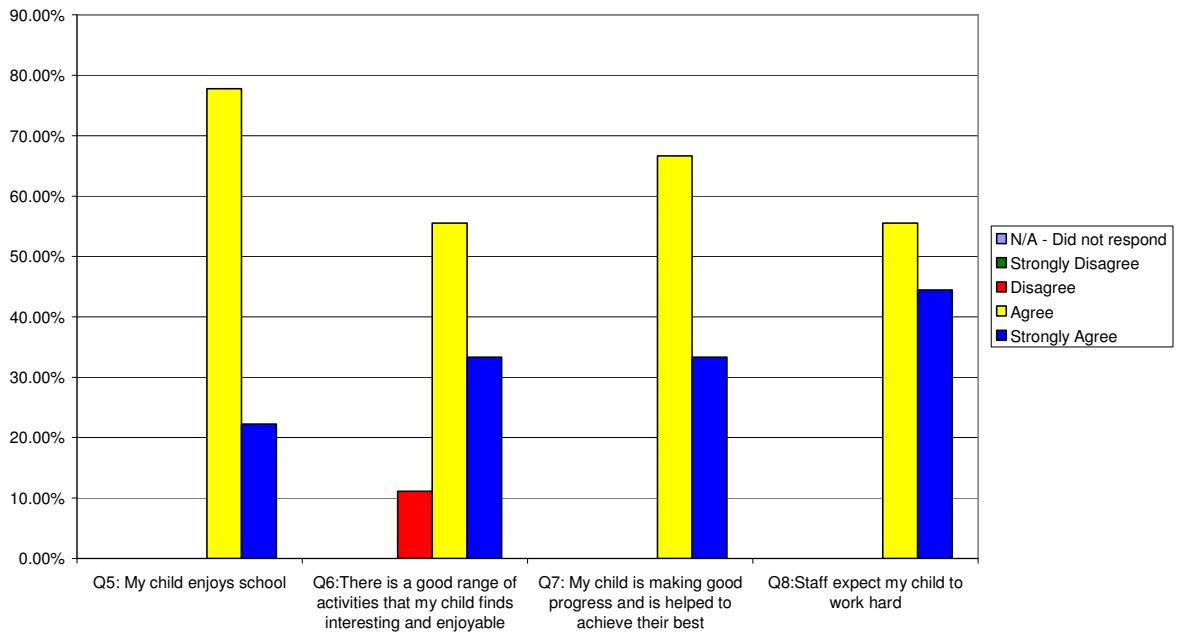


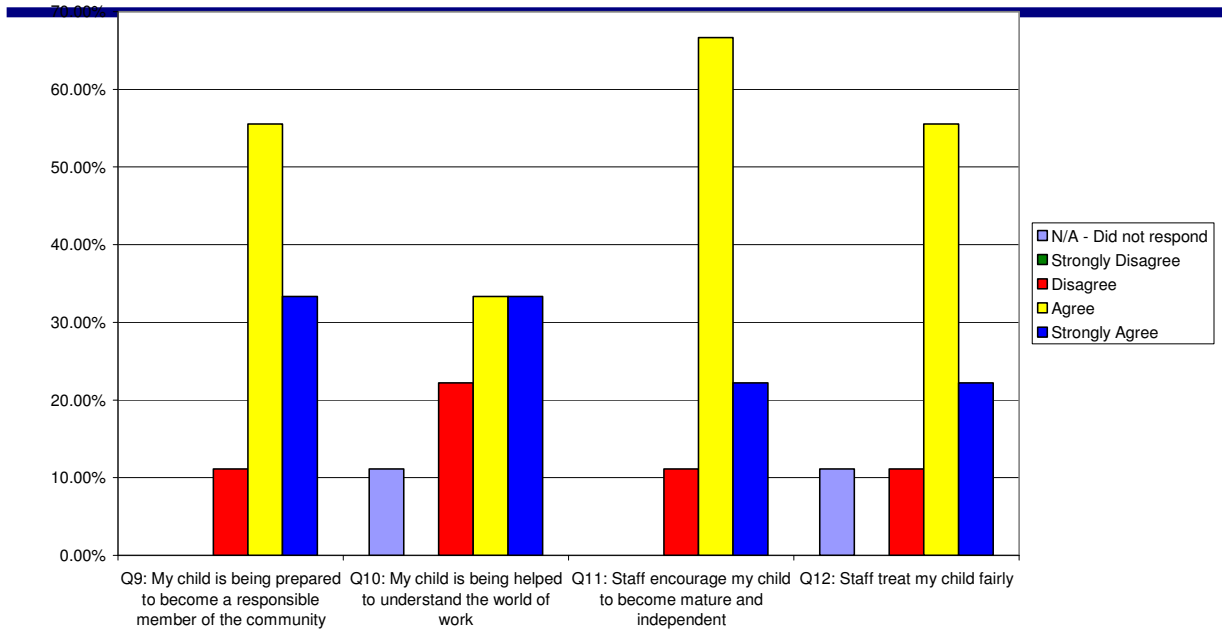
William Barcroft Junior School - Parent Survey - Year 6 - June 2008



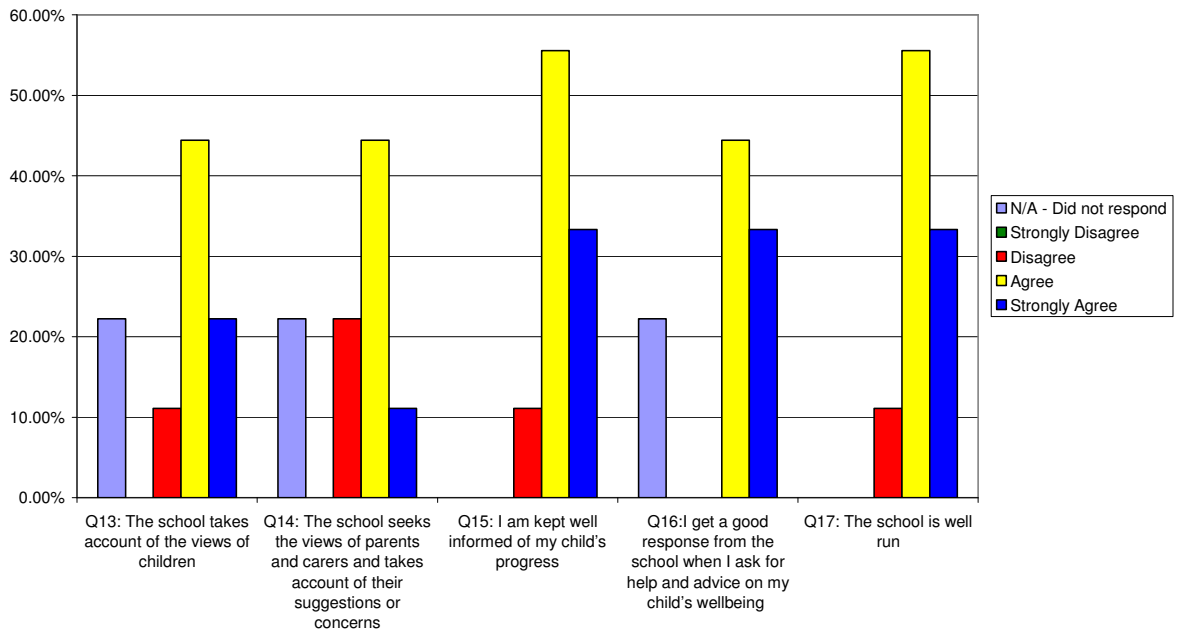


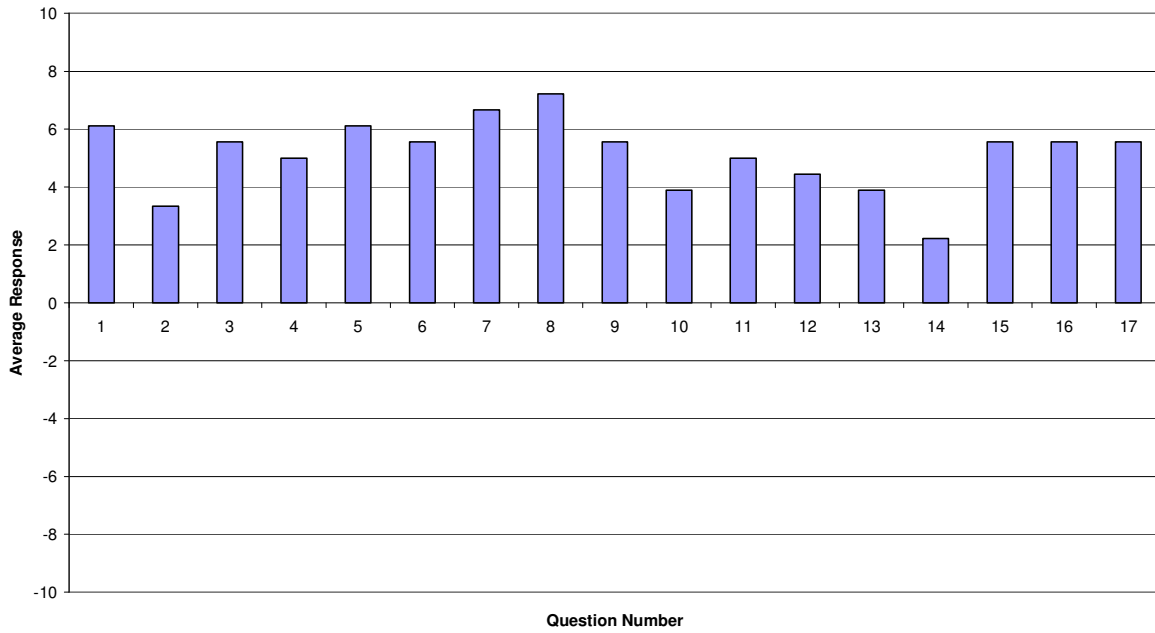
William Barcroft Junior School - Parent Survey - Year 6 - June 2008



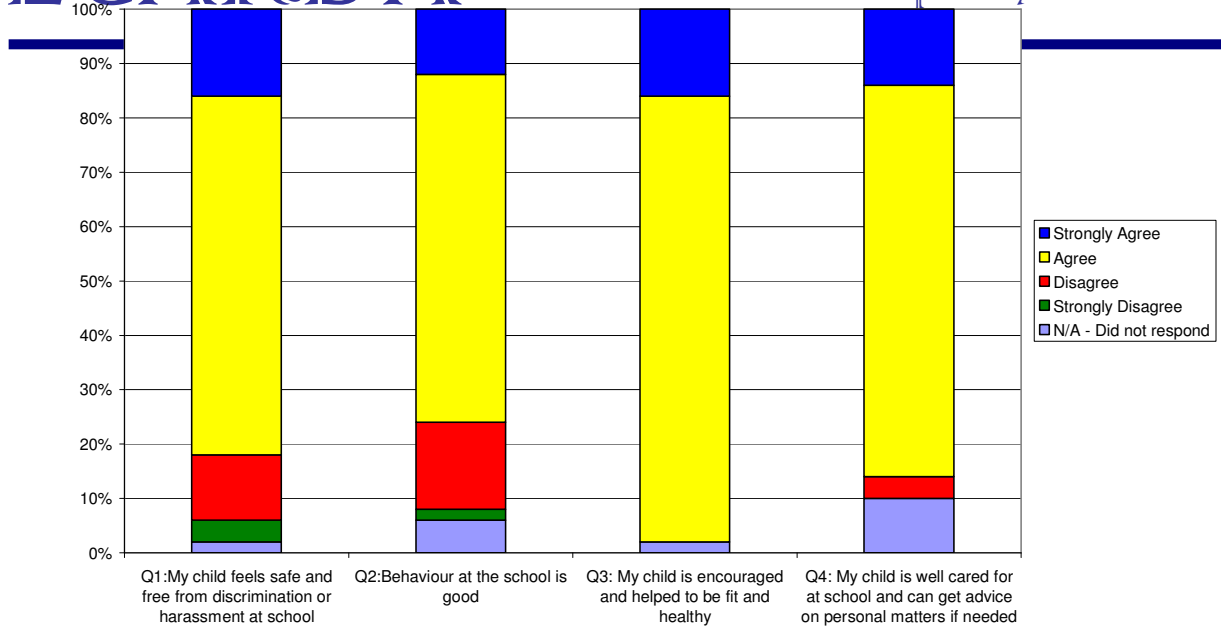


William Barcroft Junior School - Parent Survey - Year 6 - June 2008

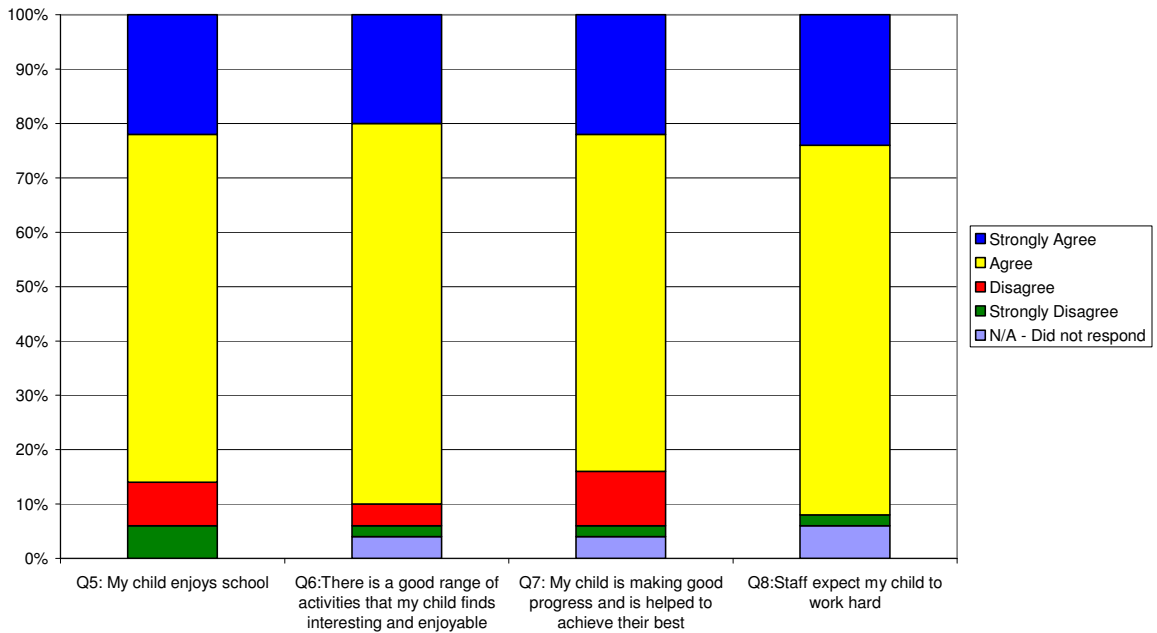


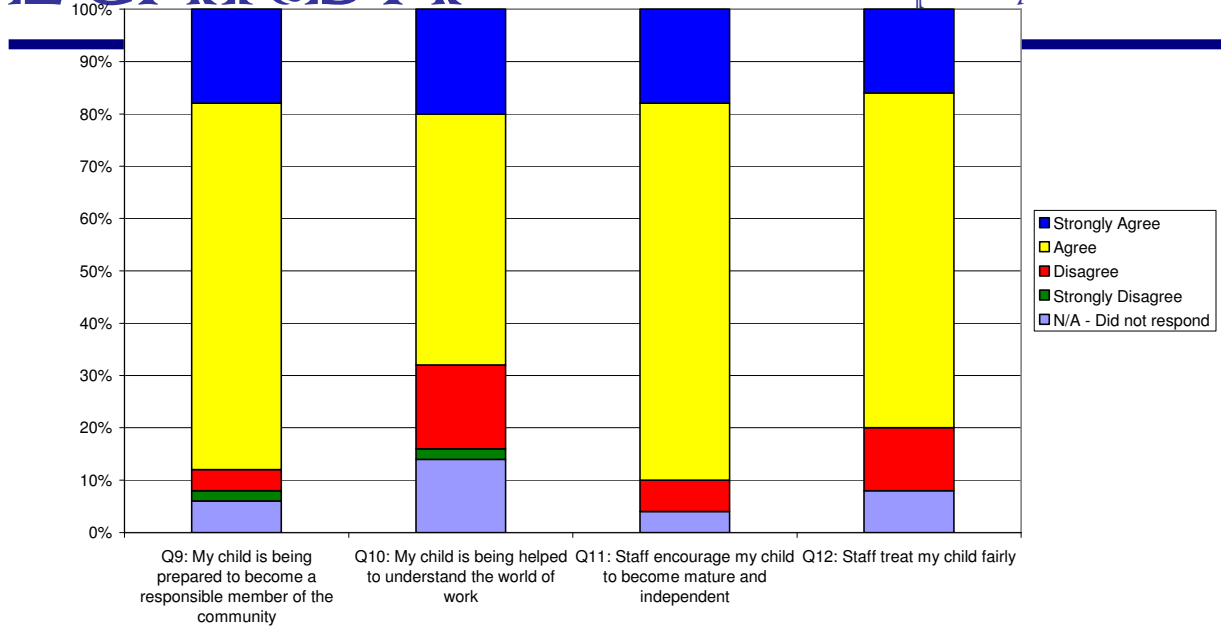


	strongly agree	agree	don't know or no response	disagree	strongly disagree
Q1: My child feels safe and free from discrimination or harassment at school	16.0%	66.0%	2.0%	12.0%	4.0%
Q2: Behaviour at the school is good	12.0%	64.0%	6.0%	16.0%	2.0%
Q3: My child is encouraged and helped to be fit and healthy	16.0%	82.0%	2.0%	0.0%	0.0%
Q4: My child is well cared for at school and can get advice on personal matters if needed	14.0%	72.0%	10.0%	4.0%	0.0%
Q5: My child enjoys school	22.0%	64.0%	0.0%	8.0%	6.0%
Q6: There is a good range of activities that my child finds interesting and enjoyable	20.0%	70.0%	4.0%	4.0%	2.0%
Q7: My child is making good progress and is helped to achieve their best	22.0%	62.0%	4.0%	10.0%	2.0%
Q8: Staff expect my child to work hard	24.0%	68.0%	6.0%	0.0%	2.0%
Q9: My child is being prepared to become a responsible member of the community	18.0%	70.0%	6.0%	4.0%	2.0%
Q10: My child is being helped to understand the world of work	20.0%	48.0%	14.0%	16.0%	2.0%
Q11: Staff encourage my child to become mature and independent	18.0%	72.0%	4.0%	6.0%	0.0%
Q12: Staff treat my child fairly	16.0%	64.0%	8.0%	12.0%	0.0%
Q13: The school takes account of the views of children	12.0%	58.0%	16.0%	14.0%	0.0%
Q14: The school seeks the views of parents and carers and takes account of their suggestions or concerns	6.0%	54.0%	14.0%	26.0%	0.0%
Q15: I am kept well informed of my child's progress	14.0%	64.0%	0.0%	22.0%	0.0%
Q16: I get a good response from the school when I ask for help and advice on my child's wellbeing	14.0%	62.0%	10.0%	12.0%	2.0%
Q17: The school is well run	18.0%	62.0%	4.0%	12.0%	4.0%

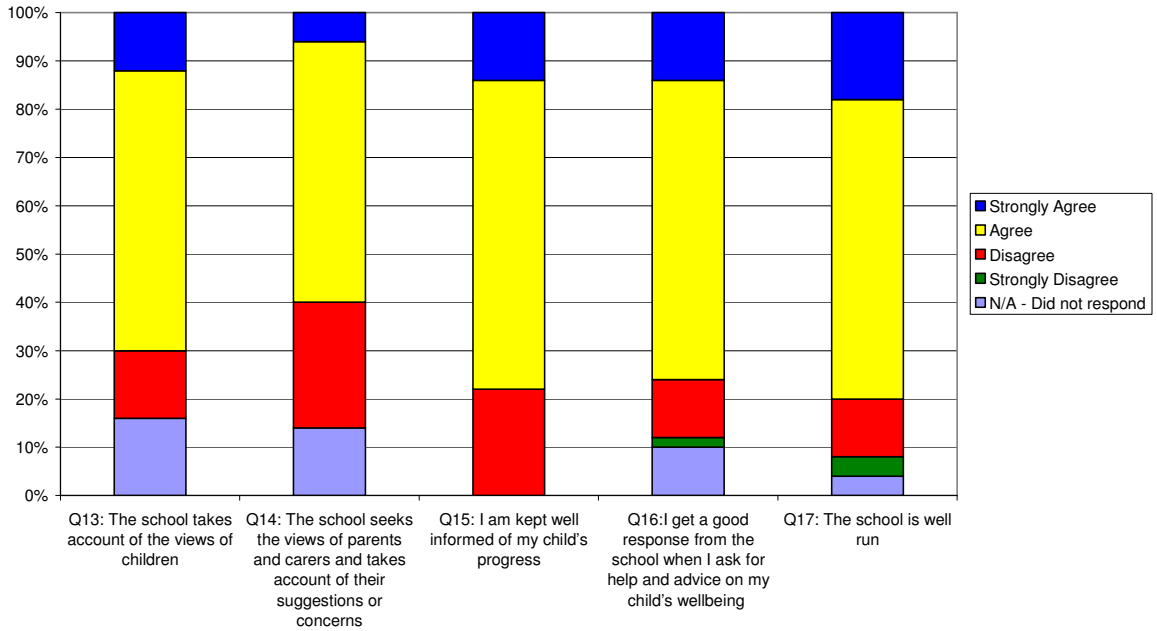


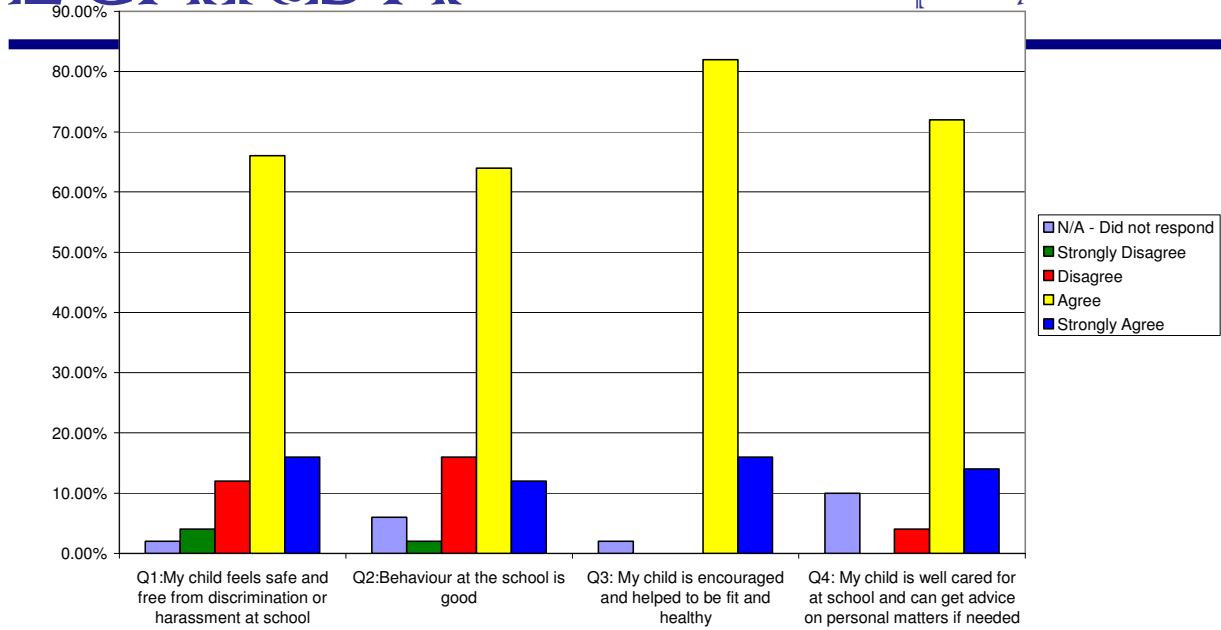
William Barcroft Junior School - Parent Survey - Whole School - June 2008



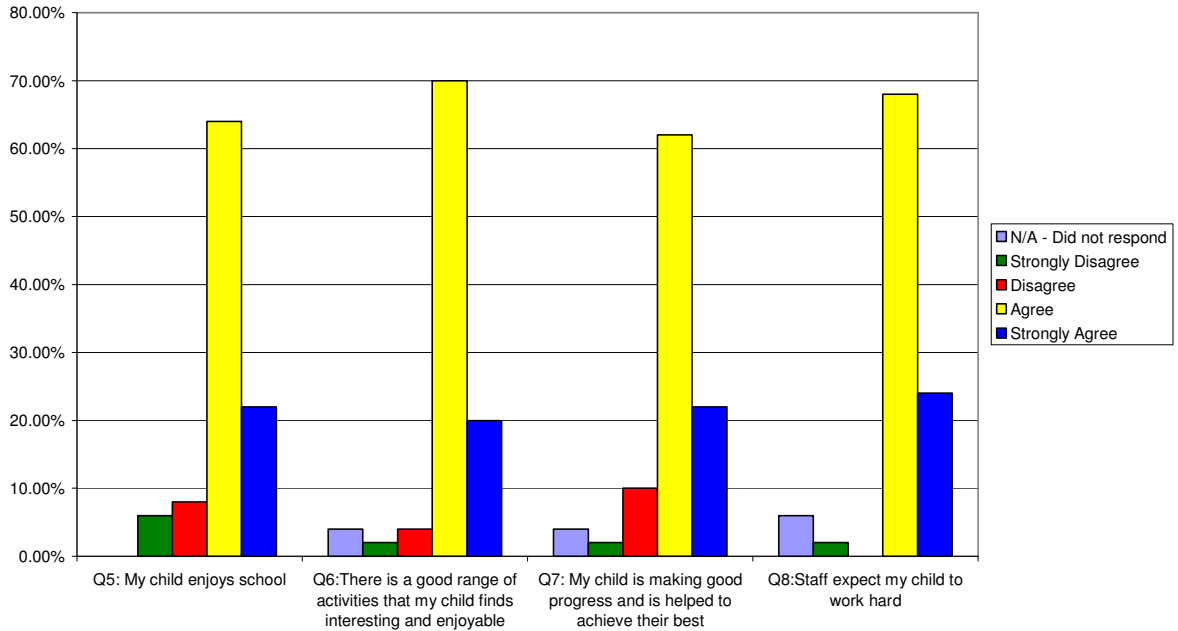


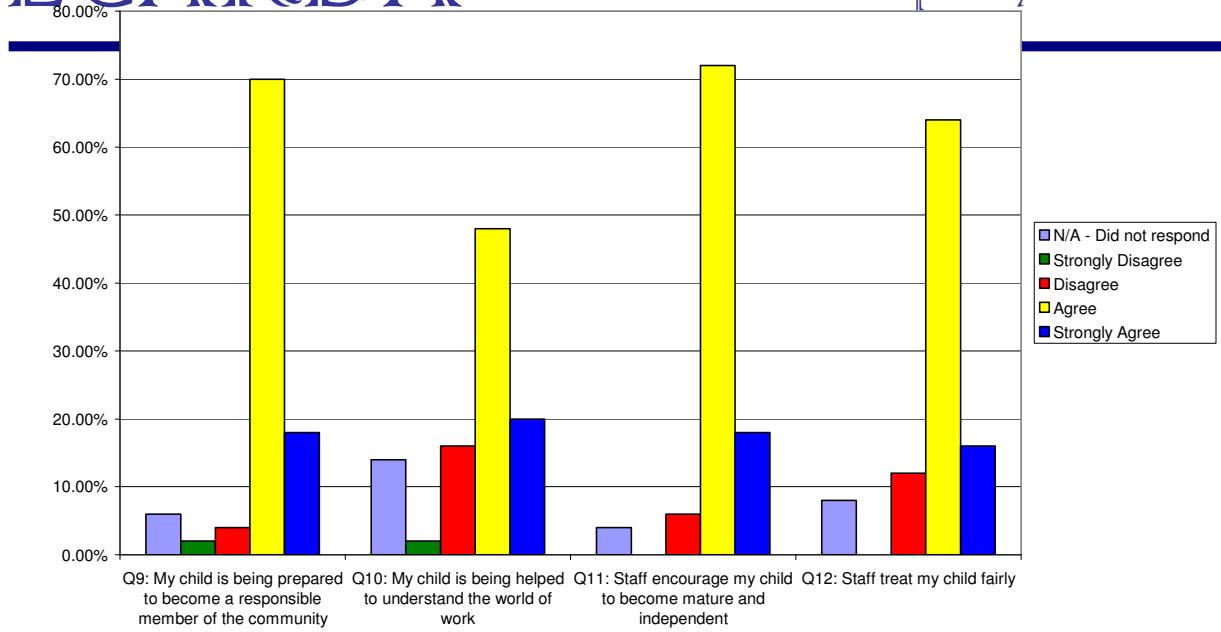
William Barcroft Junior School - Parent Survey - Whole School - June 2008



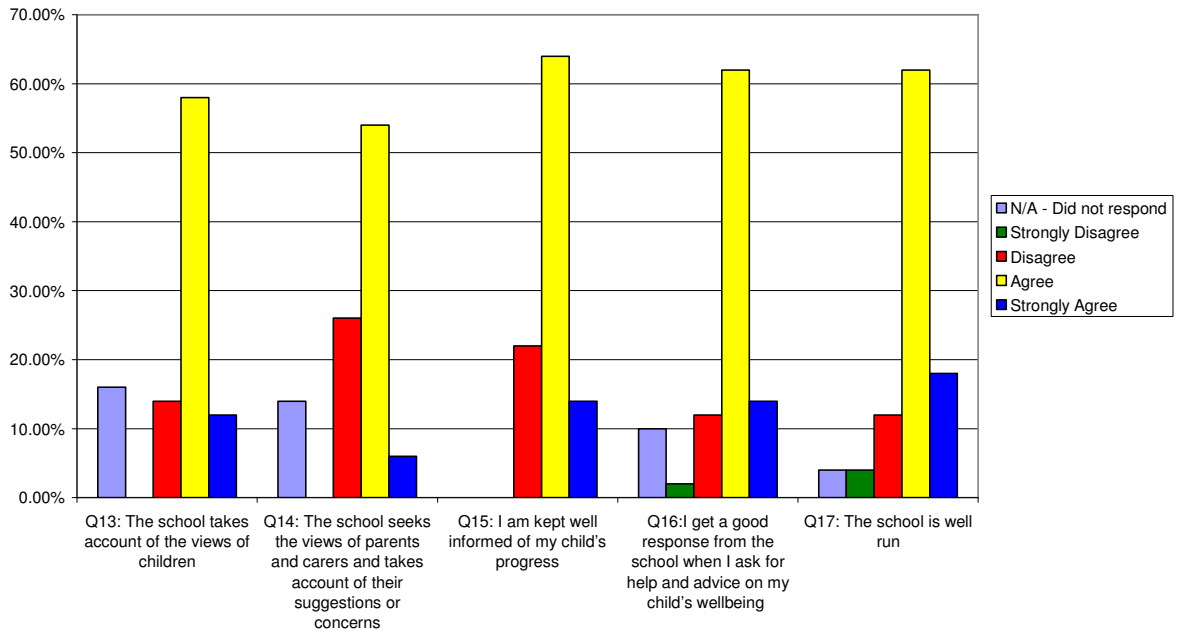


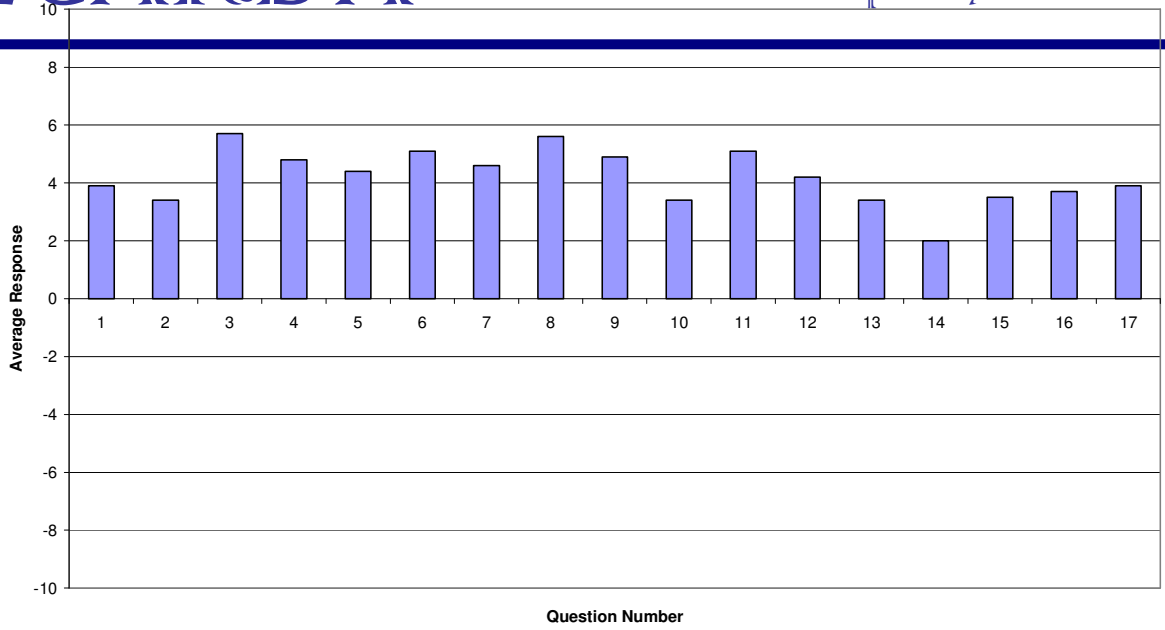
William Barcroft Junior School - Parent Survey - Whole School - June 2008



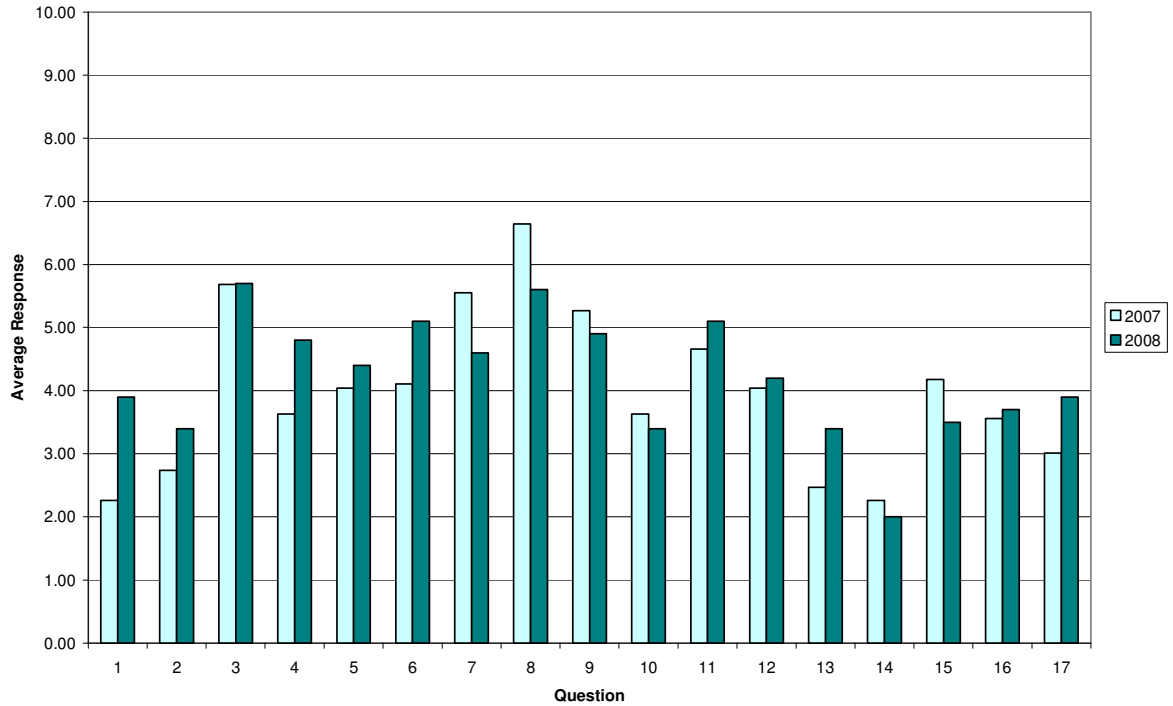


William Barcroft Junior School - Parent Survey - Whole School - June 2008





William Barcroft Junior School - Parent Survey - Whole School - June 2008



The teaching / a good standard of education	5
Lots of out of school clubs / activities	3
Keep parents well informed	3
My child is happy at school	3
Wide range of topics and activities	2
Encourage my child to do well / to work hard and to the best of their ability	1
Issues are acted upon	1
Inviting parents in for days	1
Supporting children when they are having difficulties	1
Learning new languages	1
Gifted children improve	1
The merit system / rewards achievement	1
Putting too much pressure on the children	1
Asking parent for money	1
The staff encourage pupils' independence and responsibility	1

**What I would like the school to do differently or better is:**

Give information earlier - especially re assemblies and out-of-school activities	4
Give more homework	3
Better control of the bullies	2
Open plan classrooms are distracting	2
Improve behaviour in the classrooms	2
My child is frightened of their teacher	2
Alternate which children go in first for lunch - my child does not get long enough to eat	2
At parents' evening I want to talk to all teachers who teach my child	2
More after school activities	1
Let the children be children and have more fun	1
Play against other schools in sport	1
Listen to the children more	1
Encourage my child to do better	1
I don't think my child is learning anything	1
Ensure parents get letters if their child is off school	1
More help in the classroom	1
More help for children with special learning needs	1
Don't put too much pressure on children	1
Employ more permanent teachers rather than use supply	1
Have smaller class sizes	1
More interesting school trips	1
Teachers should shout less at the pupils	1